



*Plano Independent School District*

**Investment Portfolio Summary**  
**For the Quarter Ended**  
**March 31, 2008**

**Prepared By**

 **First Southwest Asset Management**

*Plano ISD*

**Quarterly Investment Report  
Investment Officers' Certification  
For the Quarter Ended  
March 31, 2008**

This report is prepared for the Plano Independent School District (the "District") in accordance with Chapter 2256 of the Public Funds Investment Act ("PFIA"). Section 2256.023(a) of the PFIA states that "Not less than quarterly, the investment officer shall prepare and submit to the governing body of the entity a written report of the investment transactions for all funds covered by this chapter for the preceding reporting period." This report is signed by the District's investment officers and includes the disclosures required in the PFIA. Market prices were obtained from independent pricing sources, including Interactive Data Corporation and Bloomberg L.P.

The investment portfolio complied with the PFIA and the District's approved Investment Policy and Strategy throughout the period. All investment transactions made in the portfolio during this period were made on behalf of the District and were made in full compliance with the PFIA and the District's approved Investment Policy.

---

---

---

***Plano ISD***  
**FIXED INCOME DISTRIBUTION**  
*March 31, 2008*

**Summary Information**

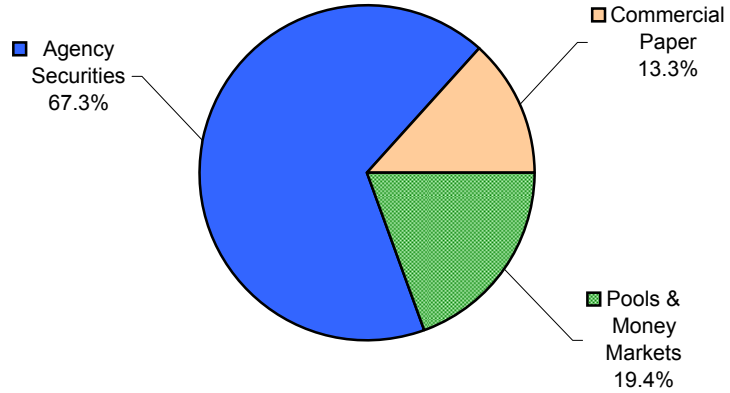
	<b>Totals</b>	<b>Weighted Averages</b>
Par Value	520,812,745.35	Average YTM 3.503
Market Value	521,128,086.14	Average Maturity (yrs) 0.3
Adjusted Cost	519,918,341.73	Average Coupon (%) 2.248
Net Gain/Loss	1,209,744.41	Average Duration 0.3
Annual Income	11,638,380.21	
Number of Issues	42	

**Distribution by Maturity**

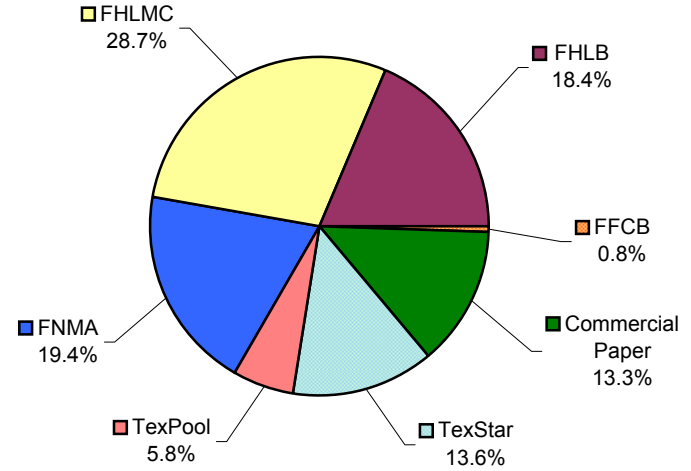
<u>Maturity</u>	<u>Number</u>	<u>Mkt Value</u>	<u>% Bond Holdings</u>	<u>Average Y T M</u>	<u>Average Coupon</u>	<u>Average Duration</u>
0 - 3 Months	17	238,421,216.41	45.8	3.748	1.892%	0.071
3 - 6 Months	12	176,228,720.39	33.8	3.472	2.291%	0.362
6 - 9 Months	5	67,363,214.34	12.9	2.807	2.187%	0.591
9 - 12 Months	4	21,529,812.50	4.1	2.813	3.735%	0.846
1 - 2 Years	2	9,097,060.00	1.7	4.113	4.781%	1.399
2 - 3 Years	2	8,488,062.50	1.6	4.433	5.381%	2.152

**Plano ISD**  
**Portfolio Composition**  
**March 31, 2008**

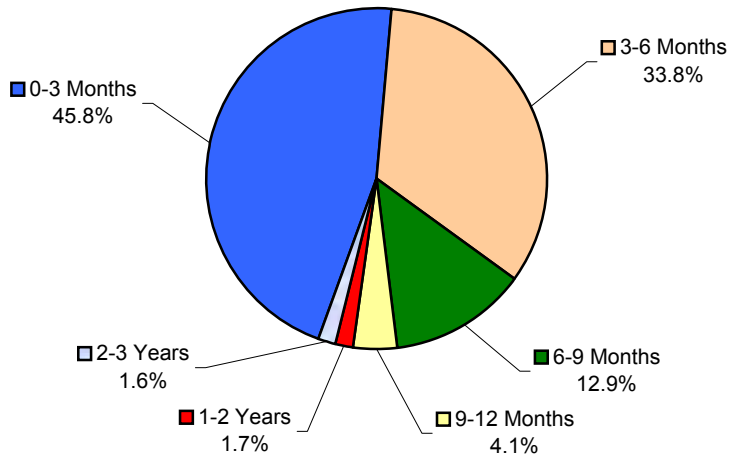
**Portfolio Composition by Security Type**



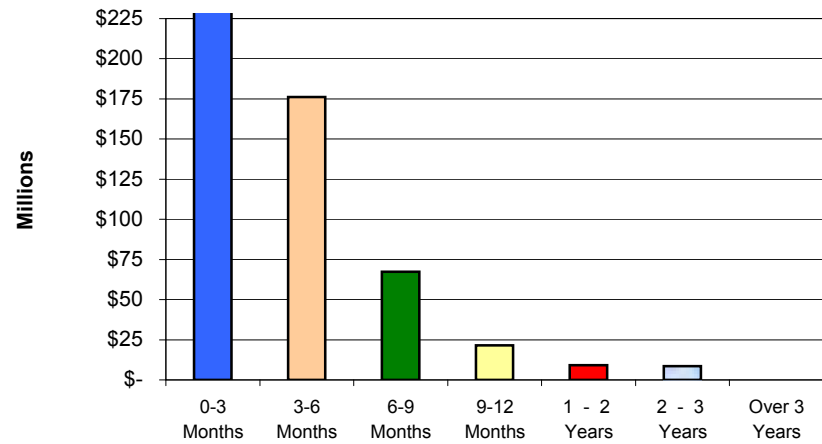
**Portfolio Composition by Issuer**



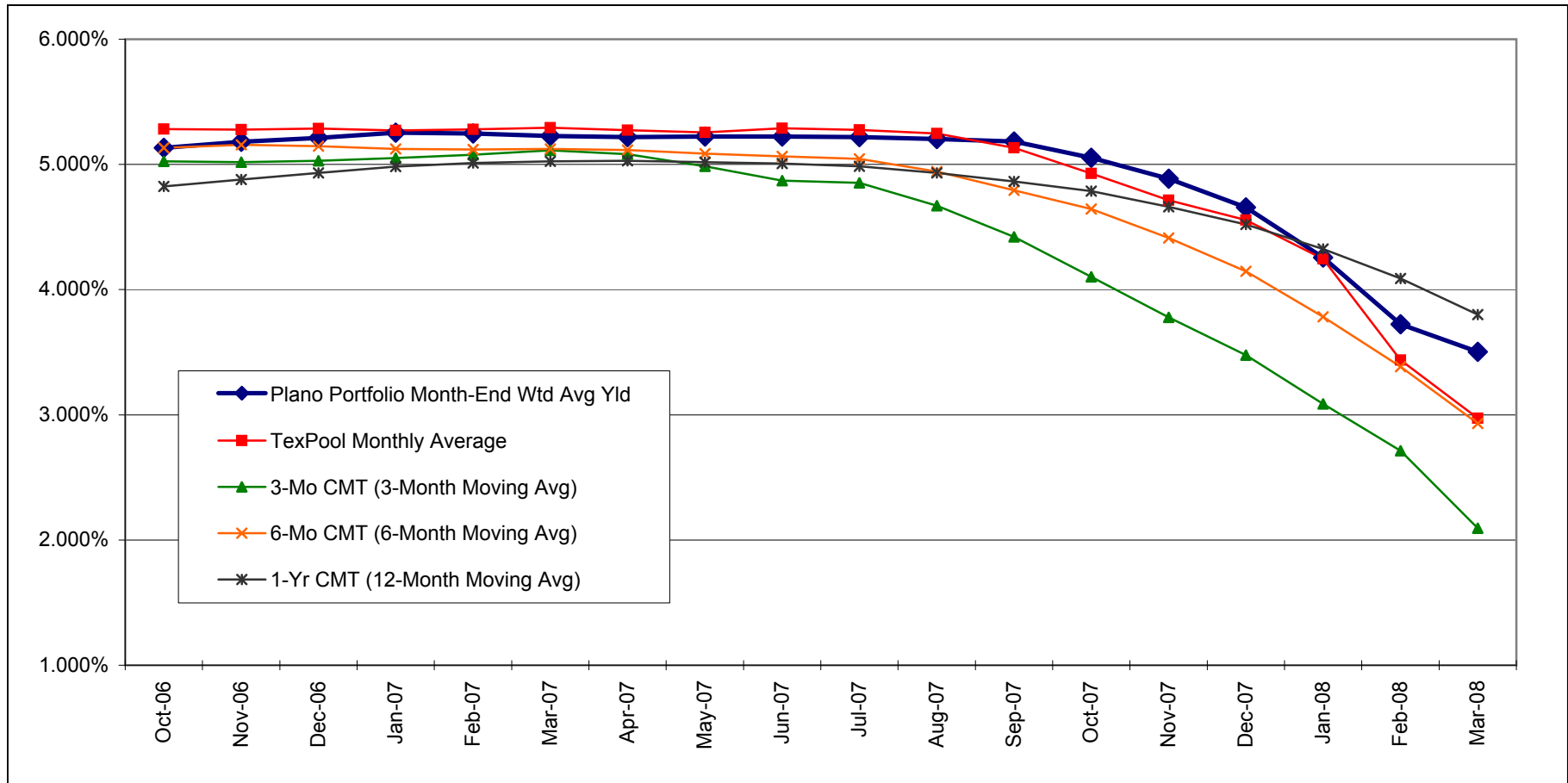
**Portfolio Composition by Maturity (Percentage)**



**Portfolio Composition by Maturity (Amount)**



**Plano ISD**  
**Benchmark Comparison**  
**March 31, 2008**



**Notes:**

- 1.) Benchmark data for TexPool is the monthly average yield.
- 2.) CMT stands for Constant Maturity Treasury. This data is published in Federal Reserve Statistical Release H.15 and represents an average of all actively traded Treasury securities having that time remaining until maturity. This is a standard industry benchmark for Treasury securities.
- 3.) The CMT benchmarks are moving averages. The 3-month CMT is the daily average for the previous 3 months, the 6-month CMT is the daily average for the previous 6 months, and the 1-year CMT is the daily average for the previous 12-months.

**Plano ISD**  
**DETAIL OF SECURITY HOLDINGS**  
*As of March 31, 2008*

Security Description	Security CUSIP	Coupon	Settlement Date	Maturity Date	Next Call Date	Par Value	Purchase Price	Purchase Cost	Book Value	Market Price	Market Value	Accrued Interest	Days to Maturity	Days to Next Call	Yield to Maturity	Yield to Next Call
<b>Pooled Funds</b>																
TexSTAR	texstar	2.981				70,648,634.70	100.000	70,648,634.70	70,648,634.70	100.000	70,648,634.70	0.00	1		2.981	
TexPool	texpool	2.972				19,624,890.53	100.000	19,624,890.53	19,624,890.53	100.000	19,624,890.53	0.00	1		2.972	
TexPool Prime	texprime	3.123				10,652,220.12	100.000	10,652,220.12	10,652,220.12	100.000	10,652,220.12	0.00	1		3.123	
FHLB	3133XBEE1	4.430	10-09-07	04-07-08		4,140,000.00	99.887	4,135,321.80	4,139,844.92	100.031	4,141,293.75	88,644.30	7		4.663	
FHLB Disc Note	313384VG1	0.000	10-09-07	04-07-08		15,000,000.00	97.748	14,662,133.33	14,988,800.00	99.970	14,995,500.00	0.00	7		4.647	
FNMA Disc Note	313588VL6	0.000	12-31-07	04-11-08		10,000,000.00	98.827	9,882,700.00	9,988,500.00	99.950	9,995,000.00	0.00	11		4.247	
GE Capital Services CP	36959RDJ1	0.000	12-20-07	04-18-08		10,000,000.00	98.533	9,853,333.33	9,979,222.22	99.884	9,988,450.00	0.00	18		4.528	
FHLMC Disc Note	313396WA7	0.000	12-20-07	04-25-08		10,000,000.00	98.525	9,852,538.89	9,972,133.33	99.880	9,988,000.00	0.00	25		4.301	
FCAR Owner Trust CP	3024A0ED3	0.000	03-14-08	05-13-08		4,000,000.00	99.505	3,980,200.00	3,986,140.00	99.642	3,985,668.00	0.00	43		3.026	
FNMA	31359MDU4	6.000	10-09-07	05-15-08		10,000,000.00	100.773	10,077,330.00	10,015,536.62	100.437	10,043,750.00	226,666.67	45		4.669	
FHLB	3133XBSD8	4.250	10-09-07	05-16-08		11,500,000.00	99.771	11,473,630.50	11,494,606.24	100.219	11,525,156.25	183,281.25	46		4.633	
FHLMC Disc Note	313396XC2	0.000	01-04-08	05-21-08		15,000,000.00	98.467	14,770,000.00	14,916,666.67	99.750	14,962,500.00	0.00	51		4.119	
FHLMC	3128X1JD0	3.030	02-22-07	06-11-08		7,045,000.00	97.339	6,857,555.80	7,016,811.34	100.116	7,053,151.06	65,224.96	72		5.164	
FNMA Disc Note	313588XZ3	0.000	01-02-08	06-11-08		20,000,000.00	98.193	19,638,644.44	19,840,644.44	99.600	19,920,000.00	0.00	72		4.171	
FCAR Owner Trust CP	3024A0FC4	0.000	03-14-08	06-12-08		6,000,000.00	99.282	5,956,950.00	5,965,560.00	99.392	5,963,502.00	0.00	73		2.931	
FHLMC Disc Note	313396YB3	0.000	01-09-08	06-13-08		10,000,000.00	98.340	9,834,033.33	9,922,336.11	99.590	9,959,000.00	0.00	74		3.949	
FHLMC Disc Note	313396YU1	0.000	01-04-08	06-30-08		5,000,000.00	98.042	4,902,100.00	4,950,500.00	99.490	4,974,500.00	0.00	91		4.095	
FHLMC Disc Note	313396ZB2	0.000	01-09-08	07-07-08		15,000,000.00	98.097	14,714,625.00	14,846,214.58	99.450	14,917,500.00	0.00	98		3.933	
FNMA Disc Note	313588ZV0	0.000	11-27-07	07-25-08		20,000,000.00	97.302	19,460,427.78	19,742,527.78	99.350	19,870,000.00	0.00	116		4.199	
FHLMC Disc Note	313396ZY2	0.000	01-30-08	07-28-08		20,000,000.00	98.640	19,728,000.00	19,821,688.89	99.330	19,866,000.00	0.00	119		2.796	
FNMA Disc Note	313588A47	0.000	01-09-08	08-01-08		15,000,000.00	97.879	14,681,822.92	14,810,645.84	99.310	14,896,500.00	0.00	123		3.859	
FHLMC	3128X4FF3	4.500	01-15-08	08-04-08		19,610,000.00	100.595	19,726,679.50	19,682,202.66	100.702	19,747,740.64	139,721.25	126		3.401	
FNMA	31359MYM9	4.500	02-23-07	08-04-08		4,079,000.00	99.130	4,043,492.31	4,070,563.30	100.687	4,107,043.12	29,062.87	126		5.130	
FHLMC	3128X5E61	5.125	12-05-07	08-14-08		20,860,000.00	100.666	20,998,844.16	20,934,086.80	100.985	21,065,387.56	139,573.68	136		4.130	
FNMA	31359MYMY3	4.750	01-16-08	08-25-08		10,000,000.00	100.820	10,082,000.00	10,053,927.93	100.937	10,093,750.00	47,500.00	147		3.371	
Toyota Motor Credit	89233GHR0	0.000	02-06-08	08-25-08		20,000,000.00	98.453	19,690,683.33	19,775,322.22	98.979	19,795,840.00	0.00	147		2.853	
FHLB	3133XCSA2	4.250	01-24-08	09-12-08		25,000,000.00	101.021	25,255,200.00	25,180,400.00	100.812	25,203,125.00	56,076.39	165		2.610	
FHLB	3133XHJG8	5.000	03-13-07	09-12-08		3,000,000.00	100.010	3,000,307.80	3,000,091.62	101.156	3,034,687.50	7,916.67	165		4.993	
FNMA	31359MX40	5.000	03-17-08	09-15-08		3,583,000.00	101.416	3,633,731.70	3,629,550.52	101.344	3,631,146.56	7,962.22	168		2.106	
GE Capital Corp CP	36959HKQ9	0.000	02-06-08	10-24-08		30,000,000.00	98.035	29,410,575.00	29,534,783.33	98.580	29,573,940.00	0.00	207		2.803	
FHLMC	3128X4ST9	4.900	02-26-08	11-03-08		13,433,000.00	101.550	13,641,211.50	13,612,178.02	101.529	13,638,336.84	270,600.32	217		2.601	
FHLB	3133XNA41	4.200	03-17-08	11-19-08		5,000,000.00	101.399	5,069,975.00	5,065,725.51	101.156	5,057,812.50	77,000.00	233		2.089	
FFCB	31331XDW9	4.875	02-23-07	11-20-08		4,000,000.00	99.687	3,987,500.00	3,995,422.48	101.625	4,065,000.00	70,958.33	234		5.060	
FHLB	3133XQ2R2	2.625	02-28-08	11-28-08		15,000,000.00	100.014	15,002,100.00	15,001,847.08	100.187	15,028,125.00	36,093.75	242		2.606	
FHLB	31339XRF3	4.000	02-26-07	01-16-09	04-16-08	3,000,000.00	98.078	2,942,327.40	2,975,769.81	100.062	3,001,875.00	25,000.00	291	16	5.078	5.770
FHLB	3133XPNE0	2.750	02-08-08	02-06-09	08-06-08	10,000,000.00	100.015	10,001,471.87	10,001,038.49	100.156	10,015,625.00	40,486.11	312	128	2.735	2.720
FHLMC	3137EAAA7	4.875	03-17-08	02-17-09		3,325,000.00	102.533	3,409,215.60	3,405,467.13	102.250	3,399,812.50	19,811.46	323		2.069	
FHLMC	3137EAAQ2	4.750	03-14-08	03-05-09		5,000,000.00	102.529	5,126,440.00	5,120,046.97	102.250	5,112,500.00	17,152.78	339		2.115	
FHLB	3133XLDP5	5.450	03-13-08	06-12-09	06-12-08	4,000,000.00	100.684	4,027,348.00	4,021,637.98	100.625	4,025,000.00	66,005.56	438	73	4.871	2.630
FHLMC	3128X6UW4	4.250	03-14-08	12-11-09	12-11-08	5,000,000.00	101.256	5,062,800.00	5,058,644.12	101.441	5,072,060.00	64,930.56	620	255	3.498	2.525
FNMA	31398AEE8	5.500	03-13-08	07-09-10	01-09-09	6,312,000.00	102.352	6,460,483.49	6,451,141.81	102.344	6,459,937.50	79,075.33	830	284	4.420	2.585
FNMA	31398AHN5	5.000	03-13-08	10-15-10	10-15-08	2,000,000.00	101.336	2,026,720.00	2,024,369.63	101.406	2,028,125.00	46,111.11	928	198	4.446	2.694
		2.248				520,812,745.35	99.467	517,986,199.13	519,918,341.73	100.067	521,128,086.14	1,804,855.57	122		3.503	
<b>GRAND TOTAL</b>		<b>2.248</b>				<b>520,812,745.35</b>	<b>99.467</b>	<b>517,986,199.13</b>	<b>519,918,341.73</b>	<b>100.067</b>	<b>521,128,086.14</b>	<b>1,804,855.57</b>	<b>122</b>		<b>3.503</b>	

**Plano ISD**  
**CHANGE IN VALUE**  
*From 12-31-07 To 03-31-08*

Security Description	CUSIP	Coupon	Maturity Date	12-31-07 Book Value	12-31-07 Market Value	Additions Purchases	Withdrawals Sales	Interest Received	Accrued Interest	03-31-08 Book Value	03-31-08 Market Value
<b>Pooled Funds</b>											
TexPool	texpool	2.972		453,451.49	453,451.49	29,952,785.99	-10,781,346.95	206,439.04	0.00	19,624,890.53	19,624,890.53
TexPool Prime	texprime	3.123		5,575,329.31	5,575,329.31	5,076,890.81	0.00	76,890.81	0.00	10,652,220.12	10,652,220.12
TexSTAR	texstar	2.981		97,588,089.91	97,588,089.91	11,657,056.93	-38,596,512.14	612,044.79	0.00	70,648,634.70	70,648,634.70
FNMA	31359MU43	5.500	01-15-08	4,050,632.94	4,051,265.62	0.00	-4,161,375.00	0.00	0.00	0.00	0.00
FHLMC Disc Note	313396SR5	0.000	02-04-08	3,738,387.49	3,741,727.20	0.00	-3,756,000.00	0.00	0.00	0.00	0.00
GE CAPITAL CORP CP	36959HB71	0.000	02-07-08	29,841,208.33	29,863,830.00	0.00	-30,000,000.00	0.00	0.00	0.00	0.00
American Express Credit CP	02581RBF9	0.000	02-15-08	24,855,312.50	24,862,000.00	0.00	-25,000,000.00	0.00	0.00	0.00	0.00
FHLB Disc Note	313384TK5	0.000	02-22-08	19,878,233.34	19,884,000.00	0.00	-20,000,000.00	0.00	0.00	0.00	0.00
FNMA Disc Note	313588TK1	0.000	02-22-08	14,907,916.67	14,913,000.00	0.00	-15,000,000.00	0.00	0.00	0.00	0.00
FHLB	3133XCY80	4.420	03-11-08	6,989,407.80	6,997,812.50	0.00	-7,128,916.67	0.00	0.00	0.00	0.00
TOYOTA MOTOR CREDIT	89233GCE4	0.000	03-14-08	19,793,166.67	19,821,160.00	0.00	-20,000,000.00	0.00	0.00	0.00	0.00
FHLB Disc Note	313384UM9	0.000	03-19-08	14,863,825.00	14,868,000.00	0.00	-15,000,000.00	0.00	0.00	0.00	0.00
FHLB	3133XBEE1	4.430	04-07-08	4,137,492.90	4,137,412.50	0.00	0.00	0.00	88,644.30	4,139,844.92	4,141,293.75
FHLB Disc Note	313384VG1	0.000	04-07-08	14,818,933.33	14,836,500.00	0.00	0.00	0.00	0.00	14,988,800.00	14,995,500.00
FNMA Disc Note	313588VL6	0.000	04-11-08	9,883,850.00	9,886,000.00	0.00	0.00	0.00	0.00	9,988,500.00	9,995,000.00
GE Capital Services CP	36959RDJ1	0.000	04-18-08	9,868,000.00	9,869,810.00	0.00	0.00	0.00	0.00	9,979,222.22	9,988,450.00
FHLMC Disc Note	313396WA7	0.000	04-25-08	9,866,472.22	9,870,000.00	0.00	0.00	0.00	0.00	9,972,133.33	9,988,000.00
FHLB	3133XBPT6	4.350	05-12-08	4,985,305.34	4,995,312.50	0.00	-5,042,895.83	0.00	0.00	0.00	0.00
FCAR Owner Trust CP	3024A0ED3	0.000	05-13-08	0.00	0.00	3,980,200.00	0.00	0.00	0.00	3,986,140.00	3,985,668.00
FNMA	31359MDU4	6.000	05-15-08	10,047,669.18	10,050,000.00	0.00	0.00	0.00	226,666.67	10,015,536.62	10,043,750.00
FHLB	3133XBSD8	4.250	05-16-08	11,483,698.85	11,485,625.00	0.00	0.00	0.00	183,281.25	11,494,606.24	11,525,156.25
FHLMC Disc Note	313396XC2	0.000	05-21-08	0.00	0.00	14,770,000.00	0.00	0.00	0.00	14,916,666.67	14,962,500.00
FHLMC	3128X1JD0	3.030	06-11-08	6,980,844.90	6,993,536.27	0.00	0.00	0.00	65,224.96	7,016,811.34	7,053,151.06
FNMA Disc Note	313588XZ3	0.000	06-11-08	0.00	0.00	19,638,644.44	0.00	0.00	0.00	19,840,644.44	19,920,000.00
FCAR Owner Trust CP	3024A0FC4	0.000	06-12-08	0.00	0.00	5,956,950.00	0.00	0.00	0.00	5,965,560.00	5,963,502.00
FHLMC Disc Note	313396YB3	0.000	06-13-08	0.00	0.00	9,834,033.33	0.00	0.00	0.00	9,922,336.11	9,959,000.00
FHLMC Disc Note	313396YU1	0.000	06-30-08	0.00	0.00	4,902,100.00	0.00	0.00	0.00	4,950,500.00	4,974,500.00
FHLMC Disc Note	313396ZB2	0.000	07-07-08	0.00	0.00	14,714,625.00	0.00	0.00	0.00	14,846,214.58	14,917,500.00
FNMA Disc Note	313588ZV0	0.000	07-25-08	19,538,788.89	19,564,000.00	0.00	0.00	0.00	0.00	19,742,527.78	19,870,000.00
FHLMC Disc Note	313396ZY2	0.000	07-28-08	0.00	0.00	19,728,000.00	0.00	0.00	0.00	19,821,688.89	19,866,000.00
FNMA Disc Note	313588A47	0.000	08-01-08	0.00	0.00	14,681,822.92	0.00	0.00	0.00	14,810,645.84	14,896,500.00
FHLMC	3128X4FF3	4.500	08-04-08	0.00	0.00	20,121,330.75	0.00	441,225.00	139,721.25	19,682,202.66	19,747,740.64
FNMA	31359MYM9	4.500	08-04-08	4,064,440.11	4,082,824.06	0.00	0.00	91,777.50	29,062.87	4,070,563.30	4,107,043.12
FHLMC	3128X5E61	5.125	08-14-08	20,984,026.80	20,957,812.54	0.00	0.00	534,537.50	139,573.68	20,934,086.80	21,065,387.56
FNMA	31359MYY3	4.750	08-25-08	0.00	0.00	10,268,041.67	0.00	237,500.00	47,500.00	10,053,927.93	10,093,750.00
Toyota Motor Credit	89233GHR0	0.000	08-25-08	0.00	0.00	19,690,683.33	0.00	0.00	0.00	19,775,322.22	19,795,840.00
FHLB	3133XCSA2	4.250	09-12-08	0.00	0.00	25,644,783.33	0.00	531,250.00	56,076.39	25,180,400.00	25,203,125.00
FHLB	3133XHJG8	5.000	09-12-08	3,000,142.67	3,015,000.00	0.00	0.00	75,000.00	7,916.67	3,000,091.62	3,034,687.50
FNMA	31359MX40	5.000	09-15-08	0.00	0.00	3,634,726.98	0.00	0.00	7,962.22	3,629,550.52	3,631,146.56
GE Capital Corp CP	36959HKQ9	0.000	10-24-08	0.00	0.00	29,410,575.00	0.00	0.00	0.00	29,534,783.33	29,573,940.00
FHLMC	3128X4ST9	4.900	11-03-08	0.00	0.00	13,847,818.50	0.00	0.00	270,600.32	13,612,178.02	13,638,336.84
FHLB	3133XNA41	4.200	11-19-08	0.00	0.00	5,138,808.33	0.00	0.00	77,000.00	5,065,725.51	5,057,812.50
FFCB	31331XDW9	4.875	11-20-08	3,993,633.94	4,026,250.00	0.00	0.00	0.00	70,958.33	3,995,422.48	4,065,000.00
FHLB	3133XQ2R2	2.625	11-28-08	0.00	0.00	15,002,100.00	0.00	0.00	36,093.75	15,001,847.08	15,028,125.00
FFCB	31331TNS6	3.900	12-22-08	1,977,220.11	1,995,625.00	0.00	-2,008,016.67	0.00	0.00	0.00	0.00
FHLB	31339XRF3	4.000	01-16-09	2,968,163.25	2,998,125.00	0.00	0.00	60,000.00	25,000.00	2,975,769.81	3,001,875.00
FHLB	3133XPNE0	2.750	02-06-09	0.00	0.00	10,001,471.87	0.00	0.00	40,486.11	10,001,038.49	10,015,625.00
FHLMC	3137EAAA7	4.875	02-17-09	0.00	0.00	3,422,723.41	0.00	0.00	19,811.46	3,405,467.13	3,399,812.50
FHLMC	3137EAAQ2	4.750	03-05-09	0.00	0.00	5,132,377.50	0.00	0.00	17,152.78	5,120,046.97	5,112,500.00
FHLB	3133X4Q87	4.000	03-26-09	1,774,238.98	1,793,878.12	0.00	-1,824,916.67	0.00	0.00	0.00	0.00
FHLB	3133X54G0	3.625	04-06-09	1,476,558.66	1,494,843.75	0.00	-1,519,031.25	0.00	0.00	0.00	0.00

***Plano ISD***  
**CHANGE IN VALUE**  
*From 12-31-07 To 03-31-08*

Security Description	CUSIP	Coupon	Maturity Date	12-31-07 Book Value	12-31-07 Market Value	Additions Purchases	Withdrawals Sales	Interest Received	Accrued Interest	03-31-08 Book Value	03-31-08 Market Value
FHLB	3133XLDP5	5.450	06-12-09	0.00	0.00	4,082,453.56	0.00	0.00	66,005.56	4,021,637.98	4,025,000.00
FHLMC	3128X6UW4	4.250	12-11-09	0.00	0.00	5,117,695.83	0.00	0.00	64,930.56	5,058,644.12	5,072,060.00
FNMA	31398AEE8	5.500	07-09-10	0.00	0.00	6,522,200.82	0.00	0.00	79,075.33	6,451,141.81	6,459,937.50
FNMA	31398AHN5	5.000	10-15-10	0.00	0.00	2,067,831.11	0.00	0.00	46,111.11	2,024,369.63	2,028,125.00
				<u>384,384,441.58</u>	<u>384,672,220.79</u>	<u>333,998,731.41</u>	<u>-199,819,011.18</u>	<u>2,866,664.64</u>	<u>1,804,855.57</u>	<u>519,918,341.73</u>	<u>521,128,086.14</u>
<b>GRAND TOTAL</b>				<b><u>384,384,441.58</u></b>	<b><u>384,672,220.79</u></b>	<b><u>333,998,731.41</u></b>	<b><u>-199,819,011.18</u></b>	<b><u>2,866,664.64</u></b>	<b><u>1,804,855.57</u></b>	<b><u>519,918,341.73</u></b>	<b><u>521,128,086.14</u></b>

**Plano ISD**  
**Pooled Funds**  
**INVESTMENT TRANSACTIONS**  
*From 01-01-08 To 03-31-08*

Settle Date	Security	CUSIP	Coupon	Mature Date	Call Date	Quantity	Unit Price	Amount
<b>PURCHASES</b>								
01-02-08	FNMA Disc Note	313588XZ3	0.000	06-11-08		20,000,000	98.193	19,638,644.44
01-04-08	FHLMC Disc Note	313396YU1	0.000	06-30-08		5,000,000	98.042	4,902,100.00
01-04-08	FHLMC Disc Note	313396XC2	0.000	05-21-08		15,000,000	98.467	14,770,000.00
01-09-08	FNMA Disc Note	313588A47	0.000	08-01-08		15,000,000	97.879	14,681,822.92
01-09-08	FHLMC Disc Note	313396YB3	0.000	06-13-08		10,000,000	98.340	9,834,033.33
01-09-08	FHLMC Disc Note	313396ZB2	0.000	07-07-08		15,000,000	98.097	14,714,625.00
01-15-08	FHLMC	3128X4FF3	4.500	08-04-08		19,610,000	100.595	19,726,679.50
	Accrued Interest							394,651.25
01-16-08	FNMA	31359MY Y3	4.750	08-25-08		10,000,000	100.820	10,082,000.00
	Accrued Interest							186,041.67
01-24-08	FHLB	3133XC SA2	4.250	09-12-08		25,000,000	101.021	25,255,200.00
	Accrued Interest							389,583.33
01-30-08	FHLMC Disc Note	313396ZY2	0.000	07-28-08		20,000,000	98.640	19,728,000.00
02-06-08	Toyota Motor Credit	89233GHR0	0.000	08-25-08		20,000,000	98.453	19,690,683.33
02-06-08	GE Capital Corp CP	36959HKQ9	0.000	10-24-08		30,000,000	98.035	29,410,575.00
02-08-08	FHLB	3133XPNE0	2.750	02-06-09	08-06-08	10,000,000	100.015	10,001,471.87
02-26-08	FHLMC	3128X4ST9	4.900	11-03-08	11-03-06	13,433,000	101.550	13,641,211.50
	Accrued Interest							206,607.00
02-28-08	FHLB	3133XQ2R2	2.625	11-28-08		15,000,000	100.014	15,002,100.00
03-13-08	FHLB	3133XLDP5	5.450	06-12-09	06-12-08	4,000,000	100.684	4,027,348.00
	Accrued Interest							55,105.56
03-13-08	FNMA	31398AEE8	5.500	07-09-10	01-09-09	6,312,000	102.352	6,460,483.49
	Accrued Interest							61,717.33
03-13-08	FNMA	31398AHN5	5.000	10-15-10	10-15-08	2,000,000	101.336	2,026,720.00
	Accrued Interest							41,111.11
03-14-08	FHLMC	3128X6UW4	4.250	12-11-09	12-11-08	5,000,000	101.256	5,062,800.00
	Accrued Interest							54,895.83
03-14-08	FCAR Owner Trust CP	3024A0ED3	0.000	05-13-08		4,000,000	99.505	3,980,200.00
03-14-08	FHLMC	3137EAAQ2	4.750	03-05-09		5,000,000	102.529	5,126,440.00
	Accrued Interest							5,937.50
03-14-08	FCAR Owner Trust CP	3024A0FC4	0.000	06-12-08		6,000,000	99.282	5,956,950.00
03-17-08	FHLMC	3137EAAA7	4.875	02-17-09		3,325,000	102.533	3,409,215.60
	Accrued Interest							13,507.81
03-17-08	FHLB	3133XNA41	4.200	11-19-08		5,000,000	101.399	5,069,975.00
	Accrued Interest							68,833.33
03-17-08	FNMA	31359MX40	5.000	09-15-08		3,583,000	101.416	3,633,731.70
	Accrued Interest							995.28
								287,311,997.68
<b>CALLS</b>								
01-23-08	FHLB	3133XBPT6	4.350	05-12-08	01-23-08	5,000,000	100.000	5,000,000.00
	Accrued Interest							42,895.83

***Plano ISD***  
***Pooled Funds***  
**INVESTMENT TRANSACTIONS**  
*From 01-01-08 To 03-31-08*

<b>Settle Date</b>	<b>Security</b>	<b>CUSIP</b>	<b>Coupon</b>	<b>Mature Date</b>	<b>Call Date</b>	<b>Quantity</b>	<b>Unit Price</b>	<b>Amount</b>
01-29-08	FFCB	31331TNS6	3.900	12-22-08	01-29-08	2,000,000	100.000	2,000,000.00
	Accrued Interest							8,016.67
02-11-08	FHLB	3133XCY80	4.420	03-11-08	02-11-08	7,000,000	100.000	7,000,000.00
	Accrued Interest							128,916.67
02-12-08	FHLB	3133X54G0	3.625	04-06-09	02-12-08	1,500,000	100.000	1,500,000.00
	Accrued Interest							19,031.25
02-26-08	FHLB	3133X4Q87	4.000	03-26-09	02-26-08	1,795,000	100.000	1,795,000.00
	Accrued Interest							29,916.67
								17,523,777.09
<b>MATURITIES</b>								
01-15-08	FNMA	31359MU43	5.500	01-15-08		4,050,000	100.000	4,050,000.00
	Accrued Interest							111,375.00
02-04-08	FHLMC Disc Note	313396SR5	0.000	02-04-08		3,756,000	100.000	3,756,000.00
02-07-08	GE CAPITAL CORP CP	36959HB71	0.000	02-07-08		30,000,000	100.000	30,000,000.00
02-15-08	American Express Credit CP	02581RBF9	0.000	02-15-08		25,000,000	100.000	25,000,000.00
02-22-08	FHLB Disc Note	313384TK5	0.000	02-22-08		20,000,000	100.000	20,000,000.00
02-22-08	FNMA Disc Note	313588TK1	0.000	02-22-08		15,000,000	100.000	15,000,000.00
03-14-08	TOYOTA MOTOR CREDIT	89233GCE4	0.000	03-14-08		20,000,000	100.000	20,000,000.00
03-19-08	FHLB Disc Note	313384UM9	0.000	03-19-08		15,000,000	100.000	15,000,000.00
								132,917,375.00

**Plano ISD**  
**EARNED INCOME**  
*From 12-31-07 To 03-31-08*

	<b>Beginning Accrued Interest</b>	<b>Purchased Interest</b>	<b>Sold Interest</b>	<b>Interest Received</b>	<b>Earned Interest</b>	<b>Ending Accrued Interest</b>	<b>Amortization/ Accretion</b>	<b>Adjusted Earned Income</b>
<b>Pooled Funds</b>								
TexSTAR (texstar)	0.00	0.00	0.00	612,044.79	612,044.79	0.00	0.00	612,044.79
TexPool (texpool)	0.00	0.00	0.00	206,439.04	206,439.04	0.00	0.00	206,439.04
TexPool Prime (texprime)	0.00	0.00	0.00	76,890.81	76,890.81	0.00	0.00	76,890.81
FNMA 5.500% Due 01-15-08 (31359mu43)	102,712.50	0.00	111,375.00	0.00	8,662.50	0.00	-632.94	8,029.56
FHLMC Disc Note 0.000% Due 02-04-08 (313396sr5)	0.00	0.00	0.00	0.00	0.00	0.00	17,612.51	17,612.51
GE CAPITAL CORP CP 0.000% Due 02-07-08 (36959hb71)	0.00	0.00	0.00	0.00	0.00	0.00	158,791.67	158,791.67
American Express Credit CP 0.000% Due 02-15-08 (02581rbf9)	0.00	0.00	0.00	0.00	0.00	0.00	144,687.50	144,687.50
FHLB Disc Note 0.000% Due 02-22-08 (313384tk5)	0.00	0.00	0.00	0.00	0.00	0.00	121,766.66	121,766.66
FNMA Disc Note 0.000% Due 02-22-08 (313588tk1)	0.00	0.00	0.00	0.00	0.00	0.00	92,083.33	92,083.33
FHLB 4.420% Due 03-11-08 (3133xcy80)	94,538.89	0.00	128,916.67	0.00	34,377.78	0.00	10,592.20	44,969.98
TOYOTA MOTOR CREDIT 0.000% Due 03-14-08 (89233gce4)	0.00	0.00	0.00	0.00	0.00	0.00	206,833.33	206,833.33
FHLB Disc Note 0.000% Due 03-19-08 (313384um9)	0.00	0.00	0.00	0.00	0.00	0.00	136,175.00	136,175.00
FHLB 4.430% Due 04-07-08 (3133xbee1)	42,793.80	0.00	0.00	0.00	45,850.50	88,644.30	2,352.02	48,202.52
FHLB Disc Note 0.000% Due 04-07-08 (313384vg1)	0.00	0.00	0.00	0.00	0.00	0.00	169,866.67	169,866.67
FNMA Disc Note 0.000% Due 04-11-08 (313588vl6)	0.00	0.00	0.00	0.00	0.00	0.00	104,650.00	104,650.00
GE Capital Services CP 0.000% Due 04-18-08 (36959rdj1)	0.00	0.00	0.00	0.00	0.00	0.00	111,222.22	111,222.22
FHLMC Disc Note 0.000% Due 04-25-08 (313396wa7)	0.00	0.00	0.00	0.00	0.00	0.00	105,661.11	105,661.11
FHLB 4.350% Due 05-12-08 (3133xbpt6)	29,604.17	0.00	42,895.83	0.00	13,291.66	0.00	14,694.66	27,986.32
FCAR Owner Trust CP 0.000% Due 05-13-08 (3024a0ed3)	0.00	0.00	0.00	0.00	0.00	0.00	5,940.00	5,940.00
FNMA 6.000% Due 05-15-08 (31359mdu4)	76,666.67	0.00	0.00	0.00	150,000.00	226,666.67	-32,132.56	117,867.44
FHLB 4.250% Due 05-16-08 (3133xbsd8)	61,093.75	0.00	0.00	0.00	122,187.50	183,281.25	10,907.38	133,094.88
FHLMC Disc Note 0.000% Due 05-21-08 (313396xc2)	0.00	0.00	0.00	0.00	0.00	0.00	146,666.67	146,666.67
FHLMC 3.030% Due 06-11-08 (3128x1jd0)	11,859.08	0.00	0.00	0.00	53,365.87	65,224.96	35,966.44	89,332.31
FNMA Disc Note 0.000% Due 06-11-08 (313588xz3)	0.00	0.00	0.00	0.00	0.00	0.00	202,000.00	202,000.00
FCAR Owner Trust CP 0.000% Due 06-12-08 (3024a0fc4)	0.00	0.00	0.00	0.00	0.00	0.00	8,610.00	8,610.00
FHLMC Disc Note 0.000% Due 06-13-08 (313396yb3)	0.00	0.00	0.00	0.00	0.00	0.00	88,302.78	88,302.78
FHLMC Disc Note 0.000% Due 06-30-08 (313396yu1)	0.00	0.00	0.00	0.00	0.00	0.00	48,400.00	48,400.00
FHLMC Disc Note 0.000% Due 07-07-08 (313396zb2)	0.00	0.00	0.00	0.00	0.00	0.00	131,589.58	131,589.58
FNMA Disc Note 0.000% Due 07-25-08 (313588zv0)	0.00	0.00	0.00	0.00	0.00	0.00	203,738.89	203,738.89
FHLMC Disc Note 0.000% Due 07-28-08 (313396zy2)	0.00	0.00	0.00	0.00	0.00	0.00	93,688.89	93,688.89
FNMA Disc Note 0.000% Due 08-01-08 (313588a47)	0.00	0.00	0.00	0.00	0.00	0.00	128,822.92	128,822.92
FHLMC 4.500% Due 08-04-08 (3128x4ff3)	0.00	394,651.25	0.00	441,225.00	186,295.00	139,721.25	-44,476.84	141,818.16
FNMA 4.500% Due 08-04-08 (31359mym9)	74,951.62	0.00	0.00	91,777.50	45,888.75	29,062.87	6,123.20	52,011.95
FHLMC 5.125% Due 08-14-08 (3128x5e61)	406,842.43	0.00	0.00	534,537.50	267,268.75	139,573.68	-49,939.99	217,328.76
FNMA 4.750% Due 08-25-08 (31359myy3)	0.00	186,041.67	0.00	237,500.00	98,958.33	47,500.00	-28,072.07	70,886.26
Toyota Motor Credit 0.000% Due 08-25-08 (89233ghr0)	0.00	0.00	0.00	0.00	0.00	0.00	84,638.89	84,638.89
FHLB 4.250% Due 09-12-08 (3133xcsa2)	0.00	389,583.33	0.00	531,250.00	197,743.06	56,076.39	-74,800.00	122,943.06
FHLB 5.000% Due 09-12-08 (3133xhlg8)	45,416.67	0.00	0.00	75,000.00	37,500.00	7,916.67	-51.05	37,448.95
FNMA 5.000% Due 09-15-08 (31359mx40)	0.00	995.28	0.00	0.00	6,966.94	7,962.22	-4,181.18	2,785.76

**Plano ISD**  
**EARNED INCOME**  
*From 12-31-07 To 03-31-08*

	<b>Beginning Accrued Interest</b>	<b>Purchased Interest</b>	<b>Sold Interest</b>	<b>Interest Received</b>	<b>Earned Interest</b>	<b>Ending Accrued Interest</b>	<b>Amortization/ Accretion</b>	<b>Adjusted Earned Income</b>
GE Capital Corp CP 0.000% Due 10-24-08 (36959hkq9)	0.00	0.00	0.00	0.00	0.00	0.00	124,208.33	124,208.33
FHLMC 4.900% Due 11-03-08 (3128x4st9)	0.00	206,607.00	0.00	0.00	63,993.32	270,600.32	-29,033.48	34,959.84
FHLB 4.200% Due 11-19-08 (3133xna41)	0.00	68,833.33	0.00	0.00	8,166.67	77,000.00	-4,249.49	3,917.18
FFCB 4.875% Due 11-20-08 (31331xdw9)	22,208.33	0.00	0.00	0.00	48,750.00	70,958.33	1,788.53	50,538.53
FHLB 2.625% Due 11-28-08 (3133xq2r2)	0.00	0.00	0.00	0.00	36,093.75	36,093.75	-252.92	35,840.83
FFCB 3.900% Due 12-22-08 (31331tns6)	1,950.00	0.00	8,016.67	0.00	6,066.67	0.00	22,779.89	28,846.56
FHLB 4.000% Due 01-16-09 (31339xrf3)	55,000.00	0.00	0.00	60,000.00	30,000.00	25,000.00	7,606.56	37,606.56
FHLB 2.750% Due 02-06-09 (3133xpne0)	0.00	0.00	0.00	0.00	40,486.11	40,486.11	-433.38	40,052.73
FHLMC 4.875% Due 02-17-09 (3137eaaa7)	0.00	13,507.81	0.00	0.00	6,303.65	19,811.46	-3,748.47	2,555.18
FHLMC 4.750% Due 03-05-09 (3137eaaq2)	0.00	5,937.50	0.00	0.00	11,215.28	17,152.78	-6,393.03	4,822.25
FHLB 4.000% Due 03-26-09 (3133x4q87)	18,947.22	0.00	29,916.67	0.00	10,969.45	0.00	20,761.02	31,730.47
FHLB 3.625% Due 04-06-09 (3133x54g0)	12,838.54	0.00	19,031.25	0.00	6,192.71	0.00	23,441.34	29,634.05
FHLB 5.450% Due 06-12-09 (3133xldp5)	0.00	55,105.56	0.00	0.00	10,900.00	66,005.56	-5,710.02	5,189.98
FHLMC 4.250% Due 12-11-09 (3128x6uw4)	0.00	54,895.83	0.00	0.00	10,034.73	64,930.56	-4,155.88	5,878.85
FNMA 5.500% Due 07-09-10 (31398ace8)	0.00	61,717.33	0.00	0.00	17,358.00	79,075.33	-9,341.68	8,016.32
FNMA 5.000% Due 10-15-10 (31398ahn5)	0.00	41,111.11	0.00	0.00	5,000.00	46,111.11	-2,350.37	2,649.63
<b>GRAND TOTAL</b>	<b>1,057,423.67</b>	<b>1,478,987.00</b>	<b>340,152.09</b>	<b>2,866,664.64</b>	<b>2,475,261.62</b>	<b>1,804,855.57</b>	<b>2,493,014.84</b>	<b>4,968,276.46</b>

**Plano ISD**  
**AMORTIZATION AND ACCRETION**  
*From 12-31-07 To 03-31-08*

Purchase Information				Amortization/Accretion Information				
Purchase Quantity	Date	Price	Total Cost	Date To Date	Total To Date	Balance	Adjusted Cost	
<b>Pooled Funds</b>								
FNMA 5.500% Due 01-15-08 (31359mu43)	0.00	3/8/2007	0.000	0.00	-632.94	-14,150.70	0.00	
FHLMC Disc Note 0.000% Due 02-04-08 (313396sr5)	0.00	2/26/2007	0.000	0.00	17,612.51	177,679.14	0.00	
GE CAPITAL CORP CP 0.000% Due 02-07-08 (36959hb71)	0.00	9/10/2007	0.000	0.00	158,791.67	643,750.00	0.00	
American Express Credit CP 0.000% Due 02-15-08 (02581rbf9)	0.00	12/5/2007	0.000	0.00	144,687.50	231,500.00	0.00	
FHLB Disc Note 0.000% Due 02-22-08 (313384tk5)	0.00	12/31/2007	0.000	0.00	121,766.66	124,108.33	0.00	
FNMA Disc Note 0.000% Due 02-22-08 (313588tk1)	0.00	12/20/2007	0.000	0.00	92,083.33	113,333.33	0.00	
FHLB 4.420% Due 03-11-08 (3133xcy80)	0.00	2/21/2007	0.000	0.00	10,592.20	57,040.90	0.00	
TOYOTA MOTOR CREDIT 0.000% Due 03-14-08 (89233gce4)	0.00	9/4/2007	0.000	0.00	206,833.33	544,000.00	0.00	
FHLB Disc Note 0.000% Due 03-19-08 (313384um9)	0.00	12/31/2007	0.000	0.00	136,175.00	137,920.83	0.00	
FHLB 4.430% Due 04-07-08 (3133xbee1)	4,140,000.00	10/9/2007	99.887	4,135,321.80	2,352.02	4,523.12	155.08	4,139,844.92
FHLB Disc Note 0.000% Due 04-07-08 (313384vg1)	15,000,000.00	10/9/2007	97.748	14,662,133.33	169,866.67	326,666.67	11,200.00	14,988,800.00
FNMA Disc Note 0.000% Due 04-11-08 (313588vl6)	10,000,000.00	12/31/2007	98.827	9,882,700.00	104,650.00	105,800.00	11,500.00	9,988,500.00
GE Capital Services CP 0.000% Due 04-18-08 (36959rdj1)	10,000,000.00	12/20/2007	98.533	9,853,333.33	111,222.22	125,888.89	20,777.78	9,979,222.22
FHLMC Disc Note 0.000% Due 04-25-08 (313396wa7)	10,000,000.00	12/20/2007	98.525	9,852,538.89	105,661.11	119,594.44	27,866.67	9,972,133.33
FHLB 4.350% Due 05-12-08 (3133xbpt6)	0.00	2/23/2007	0.000	0.00	14,694.66	49,048.30	0.00	
FCAR Owner Trust CP 0.000% Due 05-13-08 (3024a0ed3)	4,000,000.00	3/14/2008	99.505	3,980,200.00	5,940.00	5,940.00	13,860.00	3,986,140.00
FNMA 6.000% Due 05-15-08 (31359mdu4)	10,000,000.00	10/9/2007	100.773	10,077,330.00	-32,132.56	-61,793.38	-15,536.62	10,015,536.62
FHLB 4.250% Due 05-16-08 (3133xbsd8)	11,500,000.00	10/9/2007	99.771	11,473,630.50	10,907.38	20,975.74	5,393.76	11,494,606.24
FHLMC Disc Note 0.000% Due 05-21-08 (313396xc2)	15,000,000.00	1/4/2008	98.467	14,770,000.00	146,666.67	146,666.67	83,333.33	14,916,666.67
FHLMC 3.030% Due 06-11-08 (3128x1jd0)	7,045,000.00	2/22/2007	97.339	6,857,555.80	35,966.44	159,255.54	28,188.66	7,016,811.34
FNMA Disc Note 0.000% Due 06-11-08 (313588xz3)	20,000,000.00	1/2/2008	98.193	19,638,644.44	202,000.00	202,000.00	159,355.56	19,840,644.44
FCAR Owner Trust CP 0.000% Due 06-12-08 (3024a0fc4)	6,000,000.00	3/14/2008	99.282	5,956,950.00	8,610.00	8,610.00	34,440.00	5,965,560.00
FHLMC Disc Note 0.000% Due 06-13-08 (313396yb3)	10,000,000.00	1/9/2008	98.340	9,834,033.33	88,302.78	88,302.78	77,663.89	9,922,336.11
FHLMC Disc Note 0.000% Due 06-30-08 (313396yu1)	5,000,000.00	1/4/2008	98.042	4,902,100.00	48,400.00	48,400.00	49,500.00	4,950,500.00
FHLMC Disc Note 0.000% Due 07-07-08 (313396zb2)	15,000,000.00	1/9/2008	98.097	14,714,625.00	131,589.58	131,589.58	153,785.42	14,846,214.58
FNMA Disc Note 0.000% Due 07-25-08 (313588zv0)	20,000,000.00	11/27/2007	97.302	19,460,427.78	203,738.89	282,100.00	257,472.22	19,742,527.78
FHLMC Disc Note 0.000% Due 07-28-08 (313396zy2)	20,000,000.00	1/30/2008	98.640	19,728,000.00	93,688.89	93,688.89	178,311.11	19,821,688.89
FNMA Disc Note 0.000% Due 08-01-08 (313588a47)	15,000,000.00	1/9/2008	97.879	14,681,822.92	128,822.92	128,822.92	189,354.16	14,810,645.84
FHLMC 4.500% Due 08-04-08 (3128x4ff3)	19,610,000.00	1/15/2008	100.595	19,726,679.50	-44,476.84	-44,476.84	-72,202.66	19,682,202.66
FNMA 4.500% Due 08-04-08 (31359mym9)	4,079,000.00	2/23/2007	99.130	4,043,492.31	6,123.20	27,070.99	8,436.70	4,070,563.30
FHLMC 5.125% Due 08-14-08 (3128x5e61)	20,860,000.00	12/5/2007	100.666	20,998,844.16	-49,939.99	-64,757.36	-74,086.80	20,934,086.80
FNMA 4.750% Due 08-25-08 (31359myy3)	10,000,000.00	1/16/2008	100.820	10,082,000.00	-28,072.07	-28,072.07	-53,927.93	10,053,927.93
Toyota Motor Credit 0.000% Due 08-25-08 (89233ghr0)	20,000,000.00	2/6/2008	98.453	19,690,683.33	84,638.89	84,638.89	224,677.78	19,775,322.22
FHLB 4.250% Due 09-12-08 (3133xcsa2)	25,000,000.00	1/24/2008	101.021	25,255,200.00	-74,800.00	-74,800.00	-180,400.00	25,180,400.00
FHLB 5.000% Due 09-12-08 (3133xhjj8)	3,000,000.00	3/13/2007	100.010	3,000,307.80	-51.05	-216.18	-91.62	3,000,091.62
FNMA 5.000% Due 09-15-08 (31359mx40)	3,583,000.00	3/17/2008	101.416	3,633,731.70	-4,181.18	-4,181.18	-46,550.52	3,629,550.52
GE Capital Corp CP 0.000% Due 10-24-08 (36959hkq9)	30,000,000.00	2/6/2008	98.035	29,410,575.00	124,208.33	124,208.33	465,216.67	29,534,783.33
FHLMC 4.900% Due 11-03-08 (3128x4st9)	13,433,000.00	2/26/2008	101.550	13,641,211.50	-29,033.48	-29,033.48	-179,178.02	13,612,178.02
FHLB 4.200% Due 11-19-08 (3133xna41)	5,000,000.00	3/17/2008	101.399	5,069,975.00	-4,249.49	-4,249.49	-65,725.51	5,065,725.51

**Plano ISD**  
**AMORTIZATION AND ACCRETION**  
*From 12-31-07 To 03-31-08*

	Purchase Information				Amortization/Accretion Information			
	Purchase Quantity	Date	Price	Total Cost	Date To Date	Total To Date	Balance	Adjusted Cost
FFCB 4.875% Due 11-20-08 (31331xdw9)	4,000,000.00	2/23/2007	99.687	3,987,500.00	1,788.53	7,922.48	4,577.52	3,995,422.48
FHLB 2.625% Due 11-28-08 (3133xq2r2)	15,000,000.00	2/28/2008	100.014	15,002,100.00	-252.92	-252.92	-1,847.08	15,001,847.08
FFCB 3.900% Due 12-22-08 (31331tns6)	0.00	2/22/2007	0.000	0.00	22,779.89	42,798.90	0.00	
FHLB 4.000% Due 01-16-09 (31339xrf3)	3,000,000.00	2/26/2007	98.078	2,942,327.40	7,606.56	33,442.41	24,230.19	2,975,769.81
FHLB 2.750% Due 02-06-09 (3133xpne0)	10,000,000.00	2/8/2008	100.015	10,001,471.87	-433.38	-433.38	-1,038.49	10,001,038.49
FHLMC 4.875% Due 02-17-09 (3137eaaa7)	3,325,000.00	3/17/2008	102.533	3,409,215.60	-3,748.47	-3,748.47	-80,467.13	3,405,467.13
FHLMC 4.750% Due 03-05-09 (3137eaaq2)	5,000,000.00	3/14/2008	102.529	5,126,440.00	-6,393.03	-6,393.03	-120,046.97	5,120,046.97
FHLB 4.000% Due 03-26-09 (3133x4q87)	0.00	2/28/2007	0.000	0.00	20,761.02	34,906.39	0.00	
FHLB 3.625% Due 04-06-09 (3133x54g0)	0.00	2/28/2007	0.000	0.00	23,441.34	39,038.31	0.00	
FHLB 5.450% Due 06-12-09 (3133xldp5)	4,000,000.00	3/13/2008	100.684	4,027,348.00	-5,710.02	-5,710.02	-21,637.98	4,021,637.98
FHLMC 4.250% Due 12-11-09 (3128x6uw4)	5,000,000.00	3/14/2008	101.256	5,062,800.00	-4,155.88	-4,155.88	-58,644.12	5,058,644.12
FNMA 5.500% Due 07-09-10 (31398aee8)	6,312,000.00	3/13/2008	102.352	6,460,483.49	-9,341.68	-9,341.68	-139,141.81	6,451,141.81
FNMA 5.000% Due 10-15-10 (31398ahn5)	2,000,000.00	3/13/2008	101.336	2,026,720.00	-2,350.37	-2,350.37	-24,369.63	2,024,369.63
<b>GRAND TOTAL</b>				<b>417,060,453.78</b>	<b>2,493,014.84</b>	<b>4,113,116.34</b>	<b>894,403.61</b>	<b>418,992,596.39</b>

**Plano ISD**  
**PROJECTED FIXED INCOME CASH FLOWS**  
*Beginning April 1, 2008*

SECURITY DESCRIPTION	APR	MAY	JUN	JUL	AUG	SEP	OCT	NOV	DEC	JAN	FEB	MAR	TOTAL
<b>AGENCY COUPON SECURITIES</b>													
FHLB 4.430% Due 04-07-08 (3133xbee1)	4,231,701.00												4,231,701.00
FNMA 6.000% Due 05-15-08 (31359mdu4)		10,300,000.00											10,300,000.00
FHLB 4.250% Due 05-16-08 (3133xbsd8)		11,744,375.00											11,744,375.00
FHLMC 3.030% Due 06-11-08 (3128x1jd0)			7,151,731.75										7,151,731.75
FHLMC 4.500% Due 08-04-08 (3128x4ff3)					20,051,225.00								20,051,225.00
FNMA 4.500% Due 08-04-08 (31359mym9)					4,170,777.50								4,170,777.50
FHLMC 5.125% Due 08-14-08 (3128x5e61)					21,394,537.50								21,394,537.50
FNMA 4.750% Due 08-25-08 (31359myy3)					10,237,500.00								10,237,500.00
FHLB 4.250% Due 09-12-08 (3133xcsa2)						25,531,250.00							25,531,250.00
FHLB 5.000% Due 09-12-08 (3133xhjj8)						3,075,000.00							3,075,000.00
FNMA 5.000% Due 09-15-08 (31359mx40)						3,672,575.00							3,672,575.00
FHLMC 4.900% Due 11-03-08 (3128x4st9)		329,108.50						13,762,108.50					14,091,217.00
FHLB 4.200% Due 11-19-08 (3133xna41)		105,000.00						5,105,000.00					5,210,000.00
FFCB 4.875% Due 11-20-08 (31331xdw9)		97,500.00						4,097,500.00					4,195,000.00
FHLB 2.625% Due 11-28-08 (3133xq2r2)								15,295,312.50					15,295,312.50
FHLB 4.000% Due 01-16-09 (31339xrf3)				60,000.00					3,060,000.00				3,120,000.00
FHLB 2.750% Due 02-06-09 (3133xpne0)					135,972.22					10,137,500.00			10,273,472.22
FHLMC 4.875% Due 02-17-09 (3137eaaa7)					81,046.87					3,406,046.87			3,487,093.75
FHLMC 4.750% Due 03-05-09 (3137eaaq2)						118,750.00						5,118,750.00	5,237,500.00
FHLB 5.450% Due 06-12-09 (3133xldp5)			109,000.00						109,000.00				218,000.00
FHLMC 4.250% Due 12-11-09 (3128x6uw4)			106,250.00						106,250.00				212,500.00
FNMA 5.500% Due 07-09-10 (31398aee8)				173,580.00						173,580.00			347,160.00
FNMA 5.000% Due 10-15-10 (31398ahn5)	50,000.00						50,000.00						100,000.00
<b>Total</b>	<b>4,281,701.00</b>	<b>22,575,983.50</b>	<b>7,366,981.75</b>	<b>233,580.00</b>	<b>56,071,059.10</b>	<b>32,397,575.00</b>	<b>50,000.00</b>	<b>38,259,921.00</b>	<b>215,250.00</b>	<b>3,233,580.00</b>	<b>13,543,546.87</b>	<b>5,118,750.00</b>	<b>183,347,928.22</b>

**Plano ISD**  
**PROJECTED FIXED INCOME CASH FLOWS**  
*Beginning April 1, 2008*

SECURITY DESCRIPTION	APR	MAY	JUN	JUL	AUG	SEP	OCT	NOV	DEC	JAN	FEB	MAR	TOTAL
<b>AGENCY DISCOUNT NOTES</b>													
FHLB Disc Note 0.000% Due 04-07-08 (313384vg1)	15,000,000.00												15,000,000.00
FNMA Disc Note 0.000% Due 04-11-08 (313588vl6)	10,000,000.00												10,000,000.00
FHLMC Disc Note 0.000% Due 04-25-08 (313396wa7)	10,000,000.00												10,000,000.00
FHLMC Disc Note 0.000% Due 05-21-08 (313396xc2)		15,000,000.00											15,000,000.00
FNMA Disc Note 0.000% Due 06-11-08 (313588xz3)			20,000,000.00										20,000,000.00
FHLMC Disc Note 0.000% Due 06-13-08 (313396yb3)			10,000,000.00										10,000,000.00
FHLMC Disc Note 0.000% Due 06-30-08 (313396yu1)			5,000,000.00										5,000,000.00
FHLMC Disc Note 0.000% Due 07-07-08 (313396zb2)				15,000,000.00									15,000,000.00
FNMA Disc Note 0.000% Due 07-25-08 (313588zv0)				20,000,000.00									20,000,000.00
FHLMC Disc Note 0.000% Due 07-28-08 (313396zy2)				20,000,000.00									20,000,000.00
FNMA Disc Note 0.000% Due 08-01-08 (313588a47)					15,000,000.00								15,000,000.00
<b>Total</b>	<b>35,000,000.00</b>	<b>15,000,000.00</b>	<b>35,000,000.00</b>	<b>55,000,000.00</b>	<b>15,000,000.00</b>								<b>155,000,000.00</b>
<b>COMMERCIAL PAPER</b>													
GE Capital Services CP 0.000% Due 04-18-08 (36959rdj1)	10,000,000.00												10,000,000.00
FCAR Owner Trust CP 0.000% Due 05-13-08 (3024a0ed3)		4,000,000.00											4,000,000.00
FCAR Owner Trust CP 0.000% Due 06-12-08 (3024a0fc4)			6,000,000.00										6,000,000.00
Toyota Motor Credit 0.000% Due 08-25-08 (89233ghr0)					20,000,000.00								20,000,000.00
GE Capital Corp CP 0.000% Due 10-24-08 (36959hkq9)							30,000,000.00						30,000,000.00
<b>Total</b>	<b>10,000,000.00</b>	<b>4,000,000.00</b>	<b>6,000,000.00</b>		<b>20,000,000.00</b>		<b>30,000,000.00</b>						<b>70,000,000.00</b>
<b>Grand Total</b>	<b>49,281,701.00</b>	<b>41,575,983.50</b>	<b>48,366,981.75</b>	<b>55,233,580.00</b>	<b>91,071,059.10</b>	<b>32,397,575.00</b>	<b>30,050,000.00</b>	<b>38,259,921.00</b>	<b>215,250.00</b>	<b>3,233,580.00</b>	<b>13,543,546.87</b>	<b>5,118,750.00</b>	<b>408,347,928.22</b>