

Plano ISD Annual Report

Presented for public hearing on
February 6, 2007 in accordance with
Texas Education Code §39.053

Annual Report Components

- **AEIS Report**
- **Campus Performance Objectives**
- **Report on Violent or Criminal Incidents**
- **Report of Student Enrollment and Academic Performance**

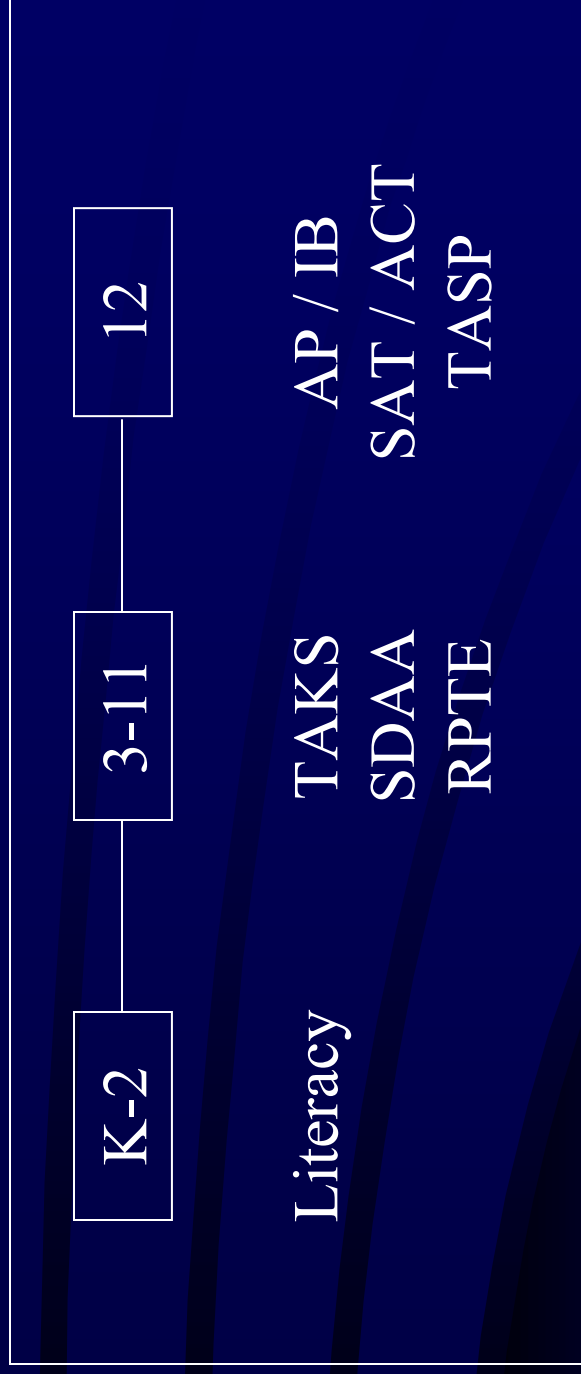
Reports are available on PISD website <http://www.pisd.edu> and will be available for check-out through local public libraries and the Plano ISD superintendent's office by February 20, 2007.

Plano ISD Annual Report

Academic Excellence Indicator
System (AEIS) Report

AEIS Report

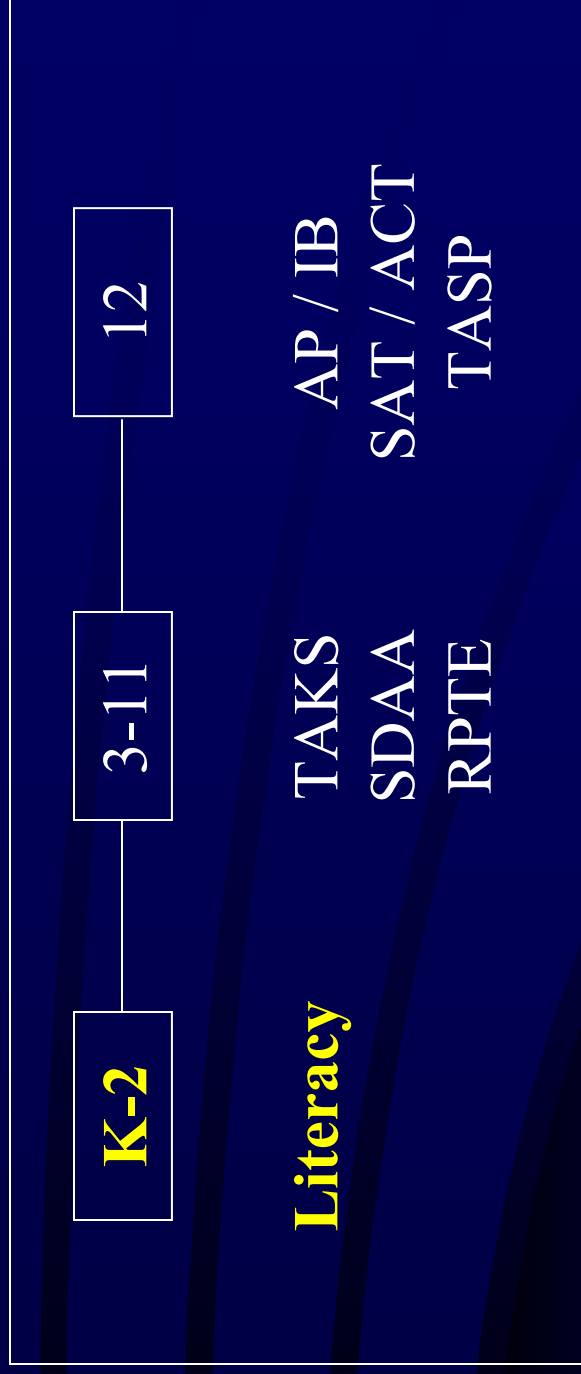
I. Measures of Academic Achievement



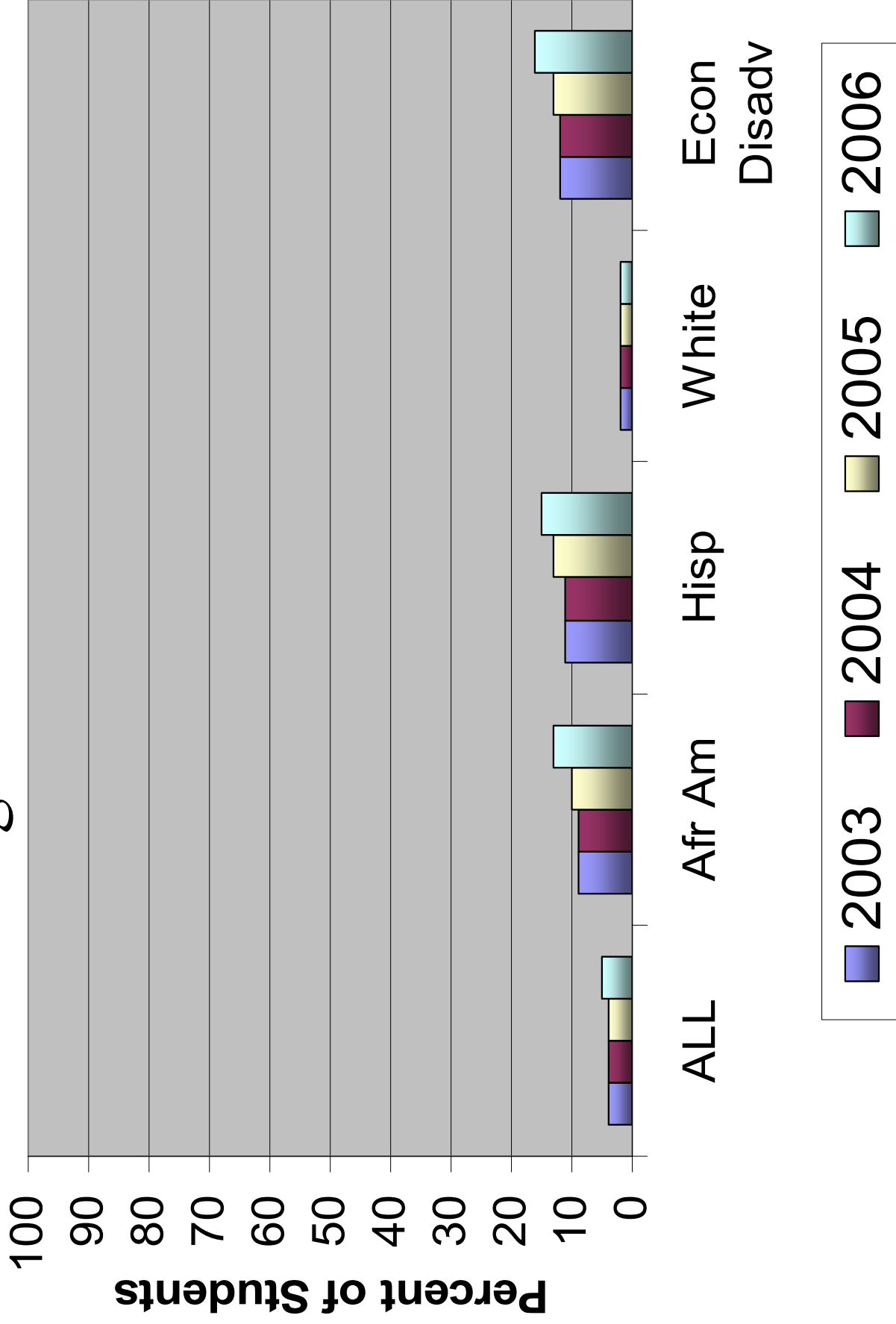
II. Financial and Staffing Profile

AEIS Report

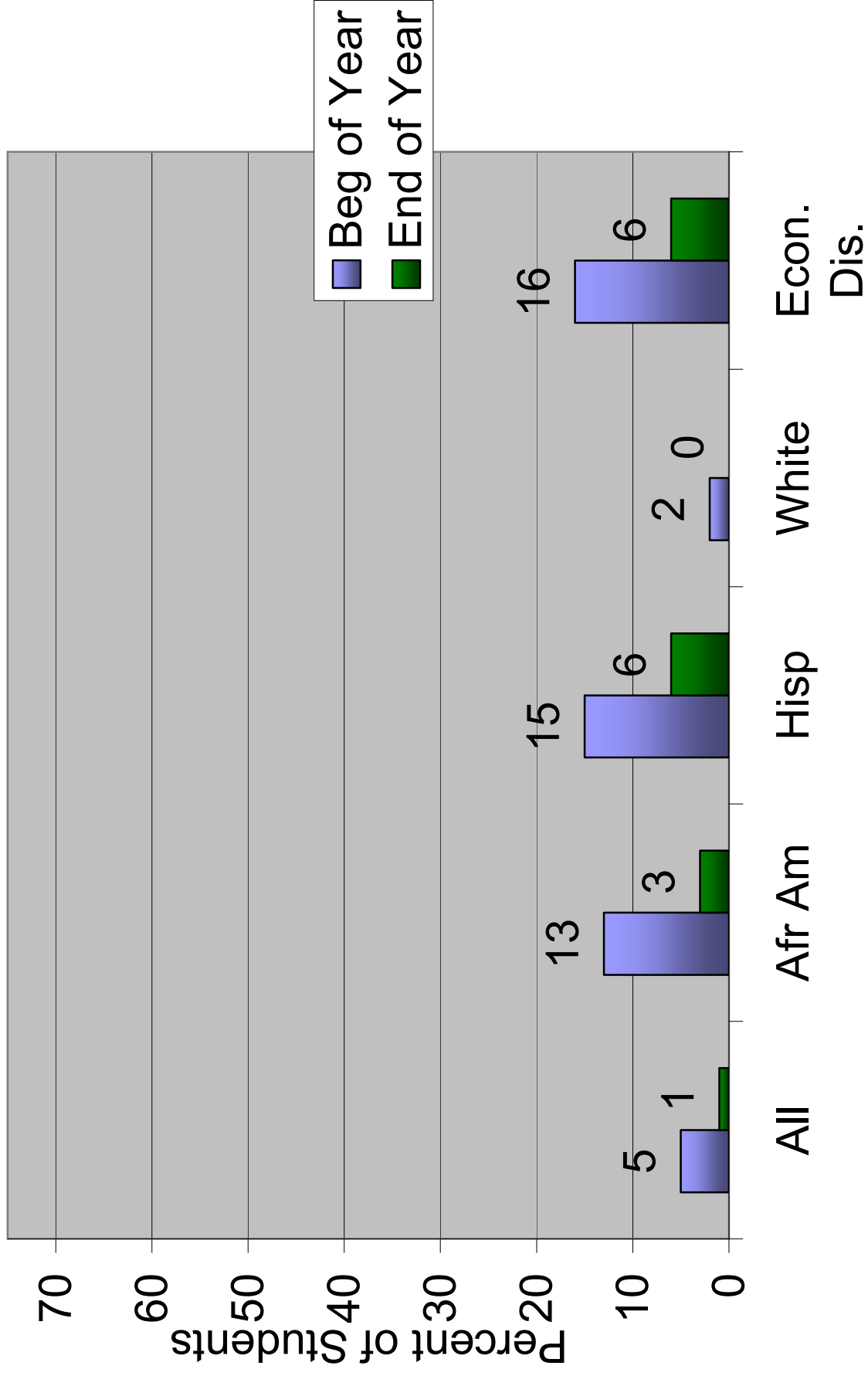
I. Measures of Academic Achievement



Required Accelerated Reading Instruction in Grade 3

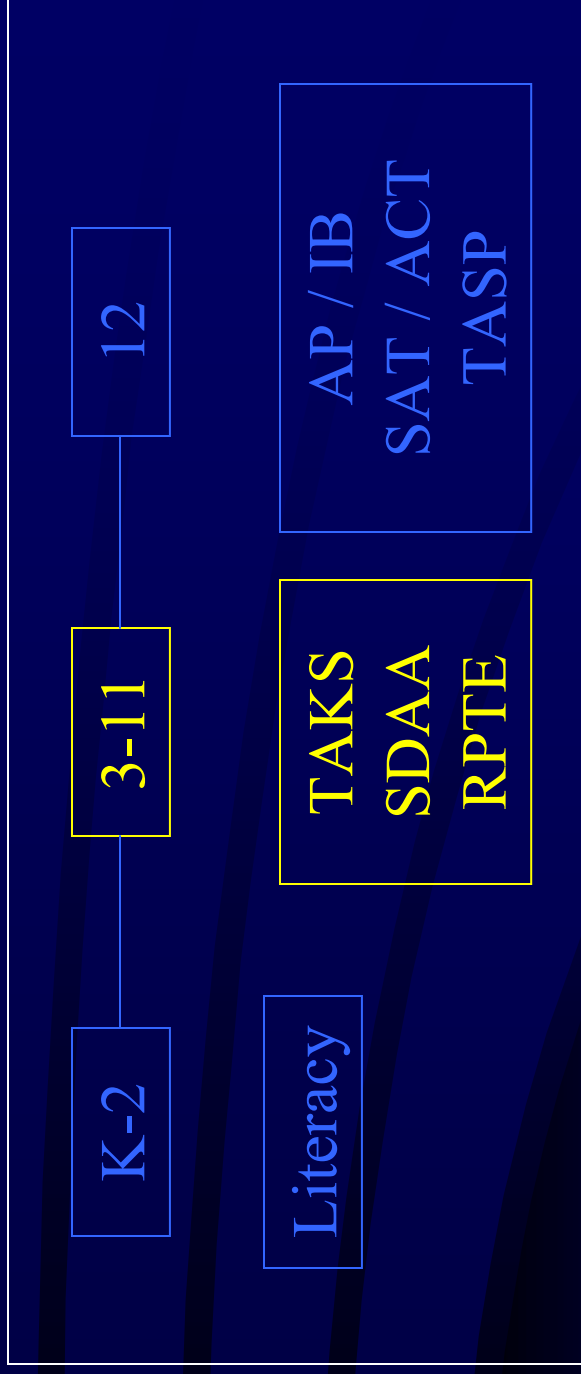


Required Accelerated Reading Instruction in Grade 3 (2006)



Academic Excellence Indicators

I. Measures of Academic Achievement



Plano ISD Annual Report

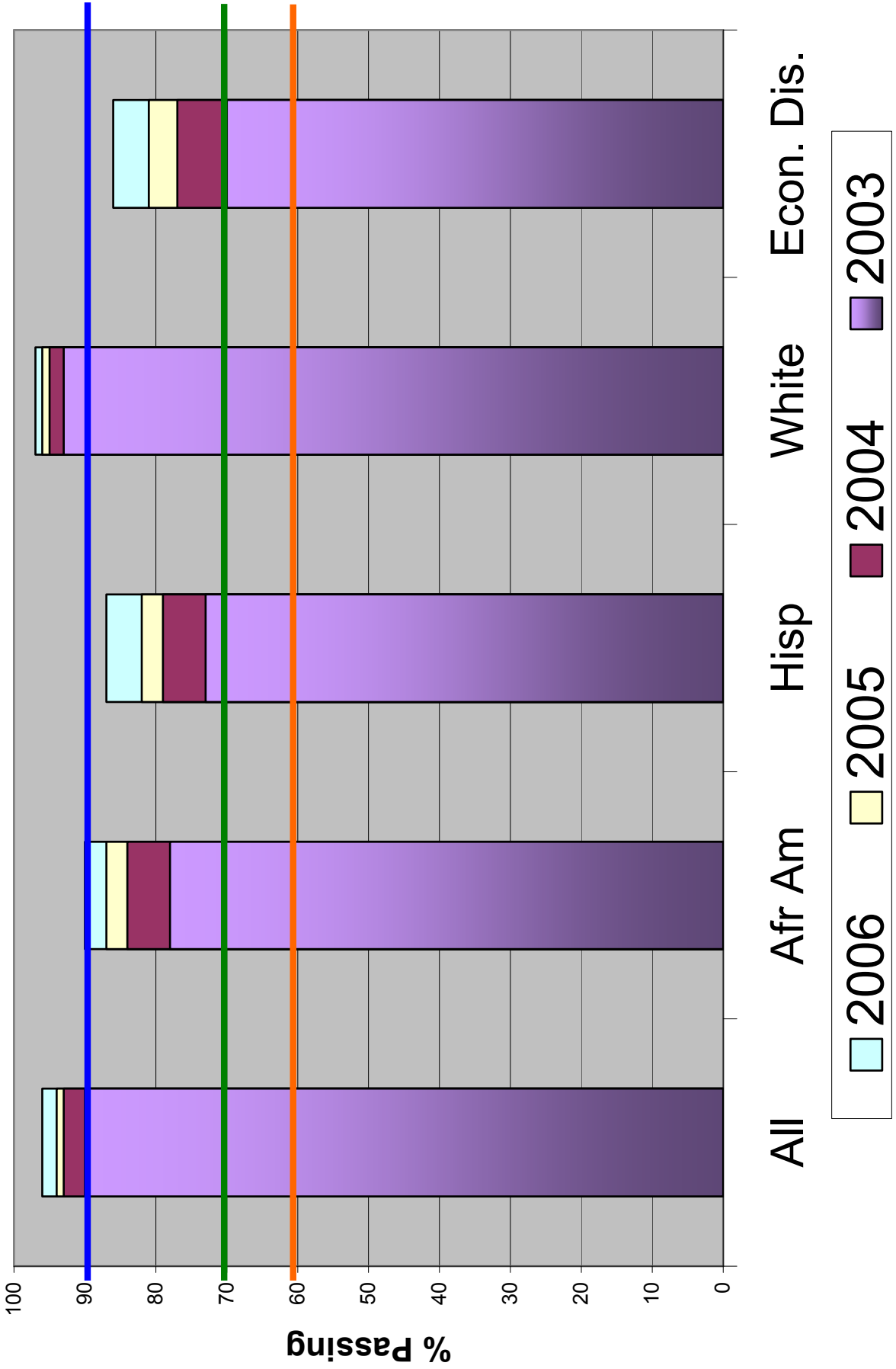
2006 Accountability Ratings

- **RECOGNIZED**
- **Met AYP Mathematics**
- **Met AYP Reading**
- **Gold Performance Acknowledgements:**
 - **Attendance (2004-05)**
 - **Recommended High School Program (Class of 2005)**
 - **Commended on Reading / ELA**
 - **Commended on Writing**
 - **Commended on Mathematics**
 - **Commended on Social Studies**

2006 AEIS Accountability Indicators

Reading	SDAA
All students	
African American	Completion Rate
Hispanic	All students
White	African American
Econ Disadv	Hispanic
Writing	White
All students	Econ Disadv
African American	Dropout Rate
Hispanic	All students
White	African American
Econ Disadv	Hispanic
Social Studies	White
All students	
African American	
Hispanic	
White	
Econ Disadv	
Mathematics	
All students	
African American	
Hispanic	
White	
Econ Disadv	
Science	
All students	
African American	
Hispanic	
White	
Econ Disadv	

TAKS Reading/ELA



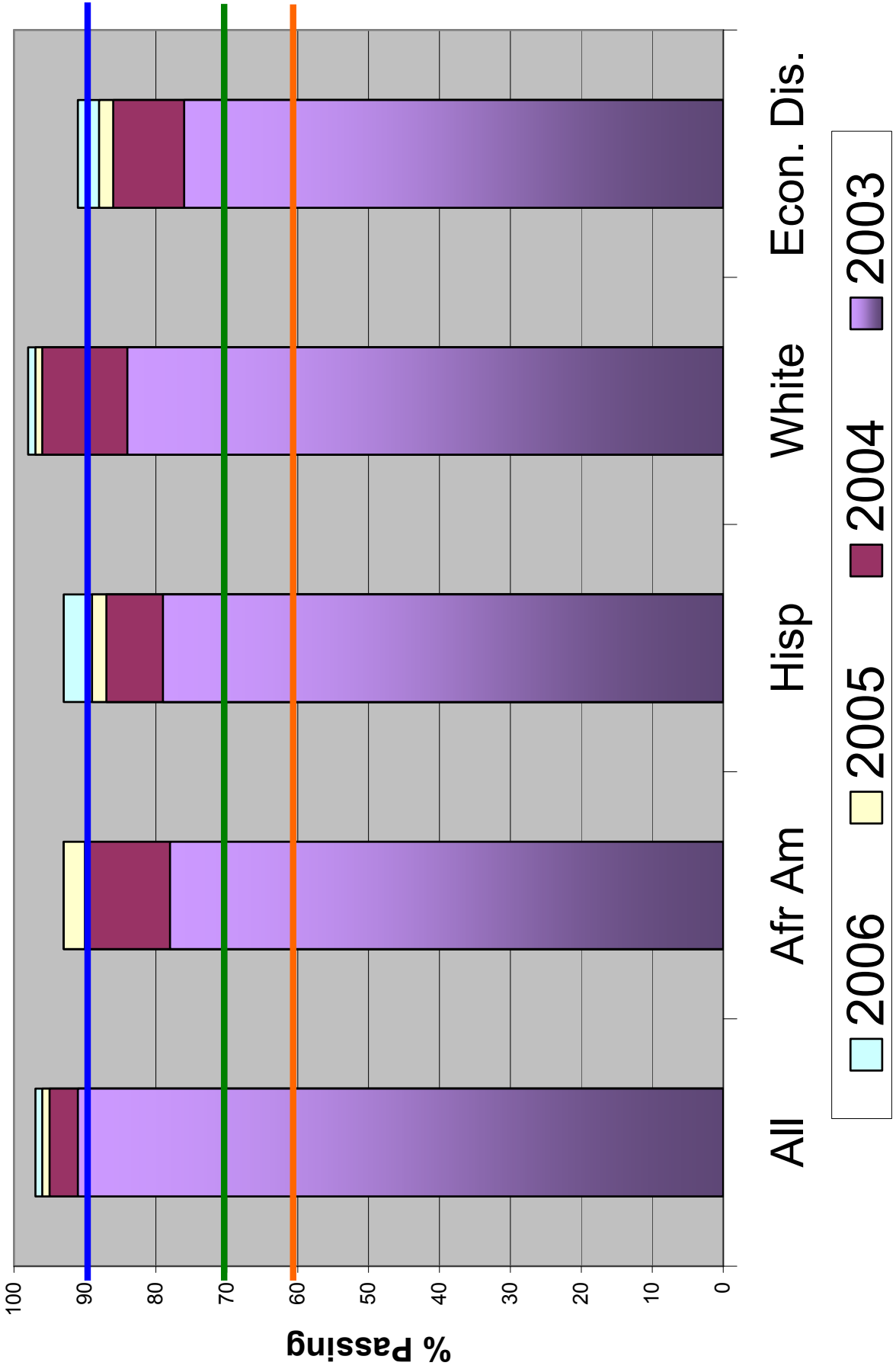
2006 Plano ISD AEIS Accountability Indicators

Exemplary
Recognized
Acceptable

Reading		
All students	96%	
African American	90%	
Hispanic	87%	
White	97%	
Econ Disadv	86%	
Writing		
All students		
African American		
Hispanic		
White		
Econ Disadv		
Social Studies		
All students		
African American		
Hispanic		
White		
Econ Disadv		
Mathematics		
All students		
African American		
Hispanic		
White		
Econ Disadv		
Science		
All students		
African American		
Hispanic		
White		
Econ Disadv		

SDAA	
Completion Rate	
All students	
African American	
Hispanic	
White	
Econ Disadv	
Dropout Rate	
All students	
African American	
Hispanic	
White	
Econ Disadv	

TAKS Writing



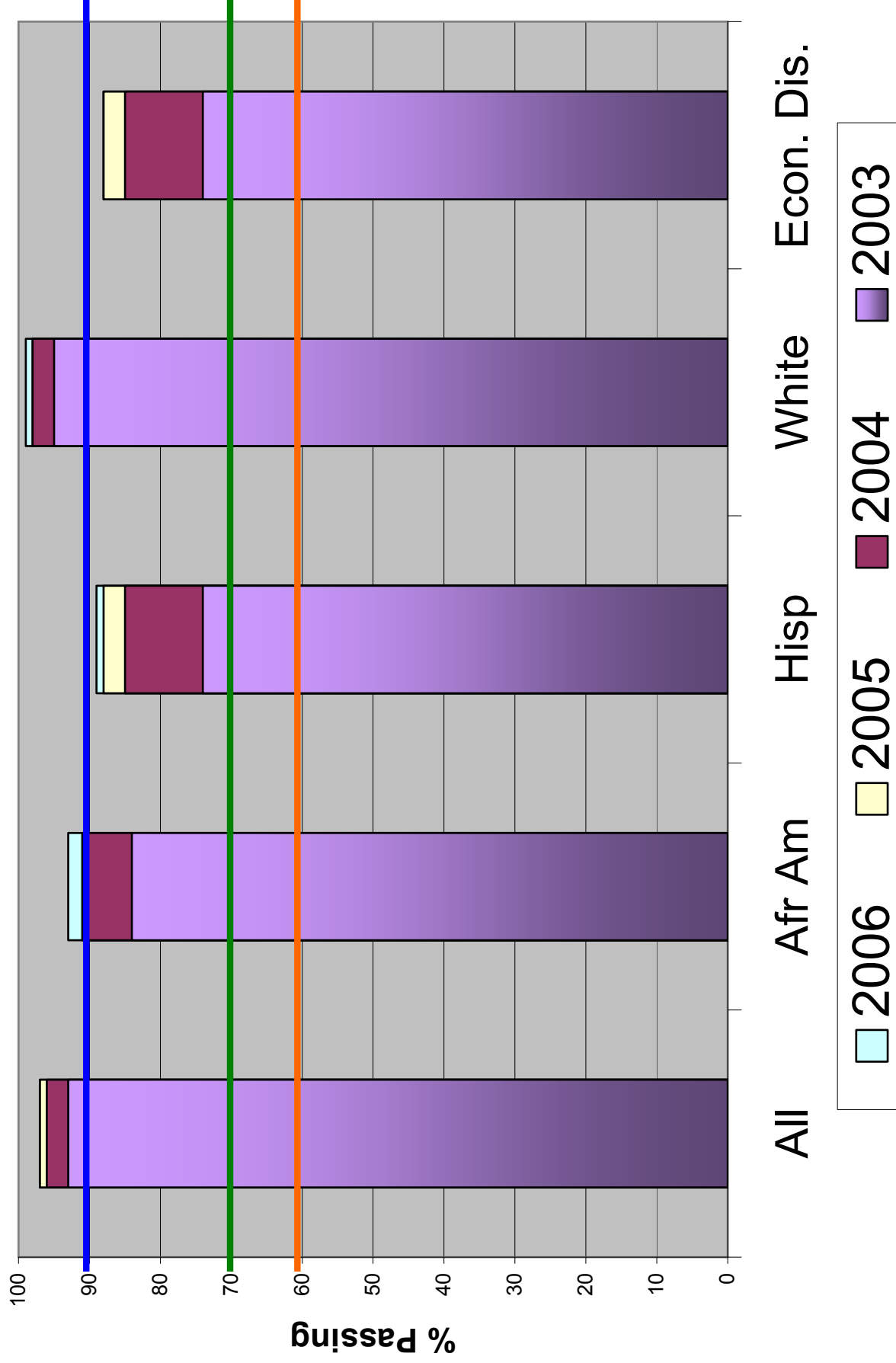
2006 Plano ISD AEIS Accountability Indicators

Exemplary
Recognized
Acceptable

Reading		
All students	96%	
African American	90%	
Hispanic	87%	
White	97%	
Econ Disadv	86%	
Writing		
All students	97%	
African American	93%	
Hispanic	93%	
White	98%	
Econ Disadv	91%	
Social Studies		
All students		
African American		
Hispanic		
White		
Econ Disadv		
Mathematics		
All students		
African American		
Hispanic		
White		
Econ Disadv		
Science		
All students		
African American		
Hispanic		
White		
Econ Disadv		

SDAA	
Completion Rate	
All students	
African American	
Hispanic	
White	
Econ Disadv	
Dropout Rate	
All students	
African American	
Hispanic	
White	
Econ Disadv	

TAKS Social Studies



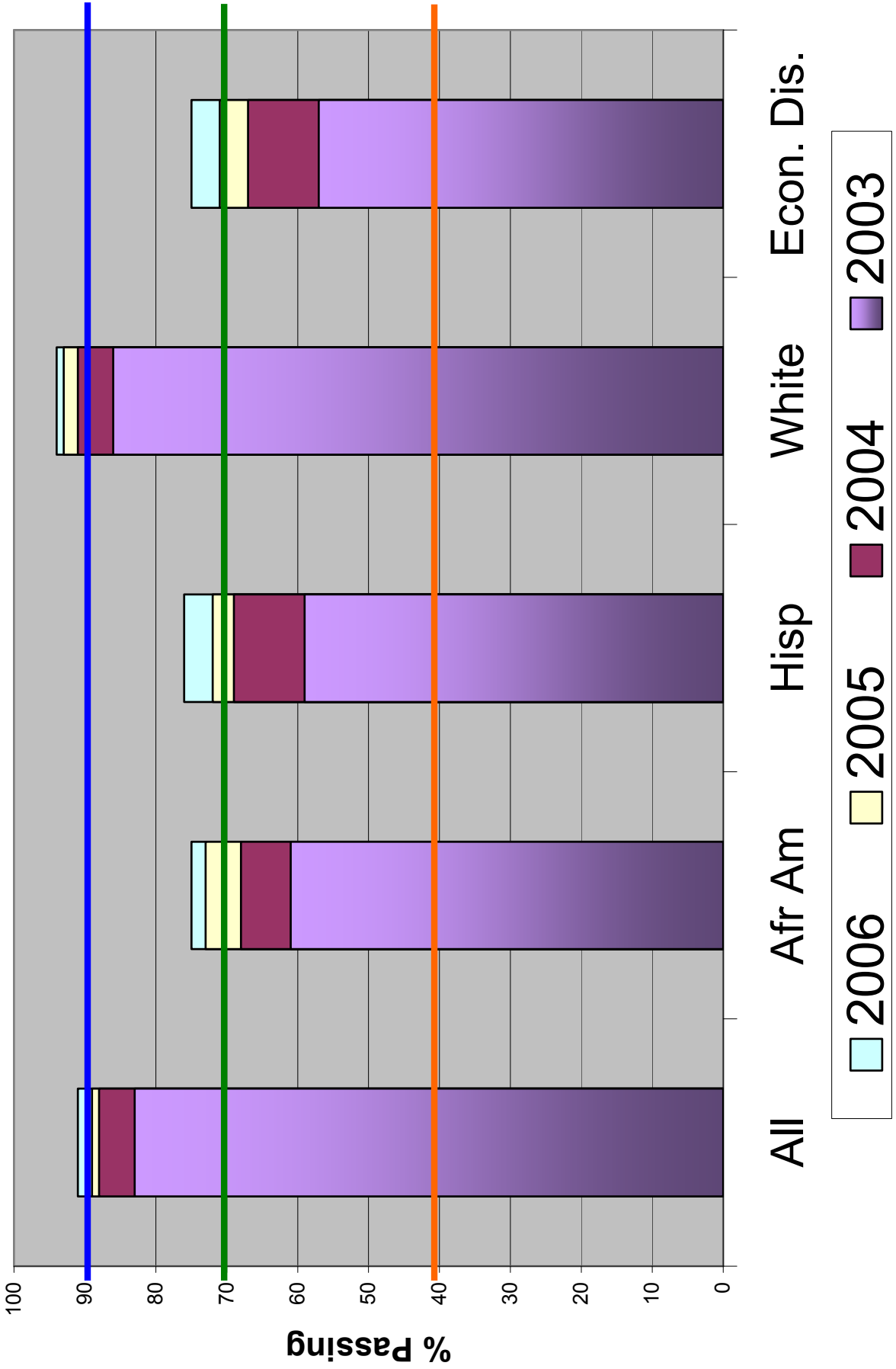
2006 Plano ISD AEIS Accountability Indicators

Exemplary
Recognized
Acceptable

Reading		
All students	96%	
African American	90%	
Hispanic	87%	
White	97%	
Econ Disadv	86%	
Writing		
All students	97%	
African American	93%	
Hispanic	93%	
White	98%	
Econ Disadv	91%	
Social Studies		
All students	97%	
African American	93%	
Hispanic	89%	
White	99%	
Econ Disadv	88%	
Mathematics		
All students		
African American		
Hispanic		
White		
Econ Disadv		
Science		
All students		
African American		
Hispanic		
White		
Econ Disadv		

SDAA	
Completion Rate	
All students	
African American	
Hispanic	
White	
Econ Disadv	
Dropout Rate	
All students	
African American	
Hispanic	
White	
Econ Disadv	

TAKS Mathematics



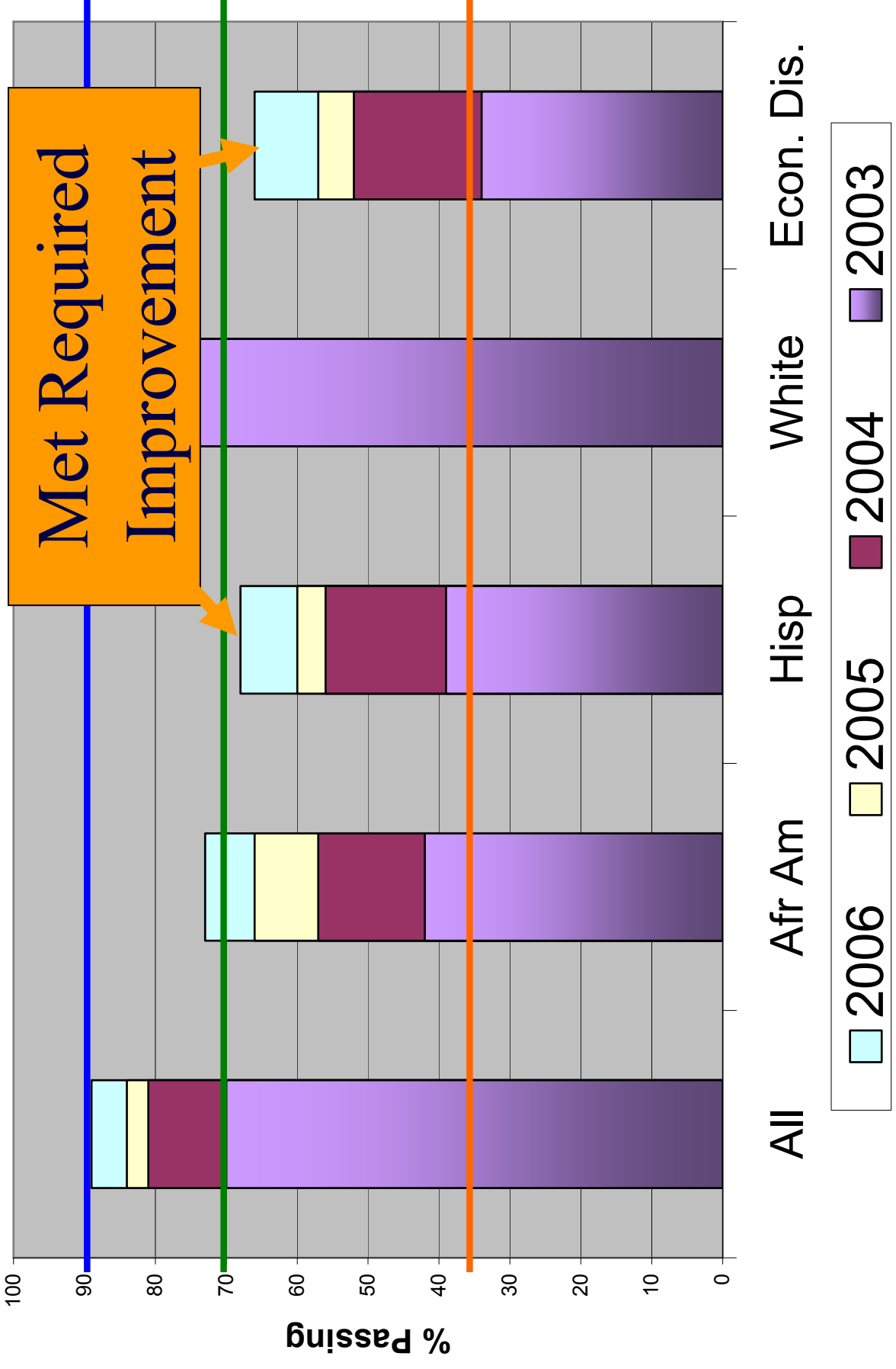
2006 Plano ISD AEIS Accountability Indicators

	Exemplary
	Recognized
	Acceptable

Reading		
All students	96%	
African American	90%	
Hispanic	87%	
White	97%	
Econ Disadv	86%	
Writing		
All students	97%	
African American	93%	
Hispanic	93%	
White	98%	
Econ Disadv	91%	
Social Studies		
All students	97%	
African American	93%	
Hispanic	89%	
White	99%	
Econ Disadv	88%	
Mathematics		
All students	91%	
African American	75%	
Hispanic	76%	
White	94%	
Econ Disadv	75%	
Science		
All students		
African American		
Hispanic		
White		
Econ Disadv		

SDAA	
Completion Rate	
All students	
African American	
Hispanic	
White	
Econ Disadv	
Dropout Rate	
All students	
African American	
Hispanic	
White	
Econ Disadv	

TAKS Science



2006 Plano ISD AEIS Accountability Indicators

	Exemplary
	Recognized
	Acceptable

Reading		
All students		96%
African American		90%
Hispanic		87%
White		97%
Econ Disadv		86%
Writing		
All students		97%
African American		93%
Hispanic		93%
White		98%
Econ Disadv		91%
Social Studies		
All students		97%
African American		93%
Hispanic		89%
White		99%
Econ Disadv		88%
Mathematics		
All students		91%
African American		75%
Hispanic		76%
White		94%
Econ Disadv		75%
Science		
All students		89%
African American		73%
Hispanic		68%
White		94%
Econ Disadv		66%

SDAA	
Completion Rate	
All students	
African American	
Hispanic	
White	
Econ Disadv	
Dropout Rate	
All students	
African American	
Hispanic	
White	
Econ Disadv	

2006 Plano ISD AEIS Accountability Indicators

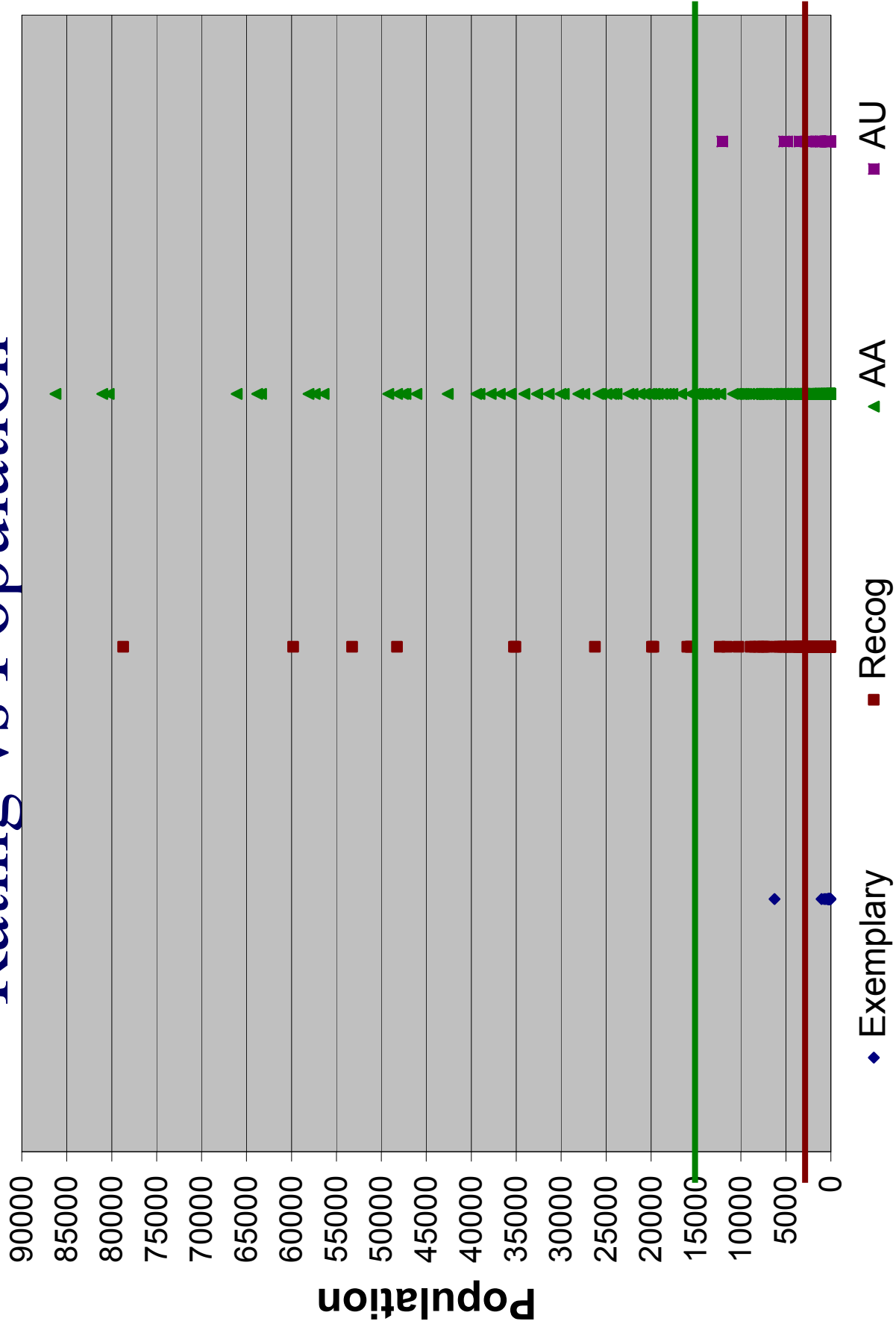
Exemplary
Recognized
Acceptable

Reading		
All students		96%
African American		90%
Hispanic		87%
White		97%
Econ Disadv		86%
Writing		
All students		97%
African American		93%
Hispanic		93%
White		98%
Econ Disadv		91%
Social Studies		
All students		97%
African American		93%
Hispanic		89%
White		99%
Econ Disadv		88%
Mathematics		
All students		91%
African American		75%
Hispanic		76%
White		94%
Econ Disadv		75%
Science		
All students		89%
African American		73%
Hispanic		68%
White		94%
Econ Disadv		66%

SDAA		93%
Completion Rate		2005
All students		95.3%
African American		94.8%
Hispanic		91.3%
White		95.4%
Econ Disadv		91.2%
Dropout Rate		2005
All students		0.2%
African American		0.7%
Hispanic		0.3%
White		0.1%
Econ Disadv		0.5%

2006 Texas Districts

Rating vs Population

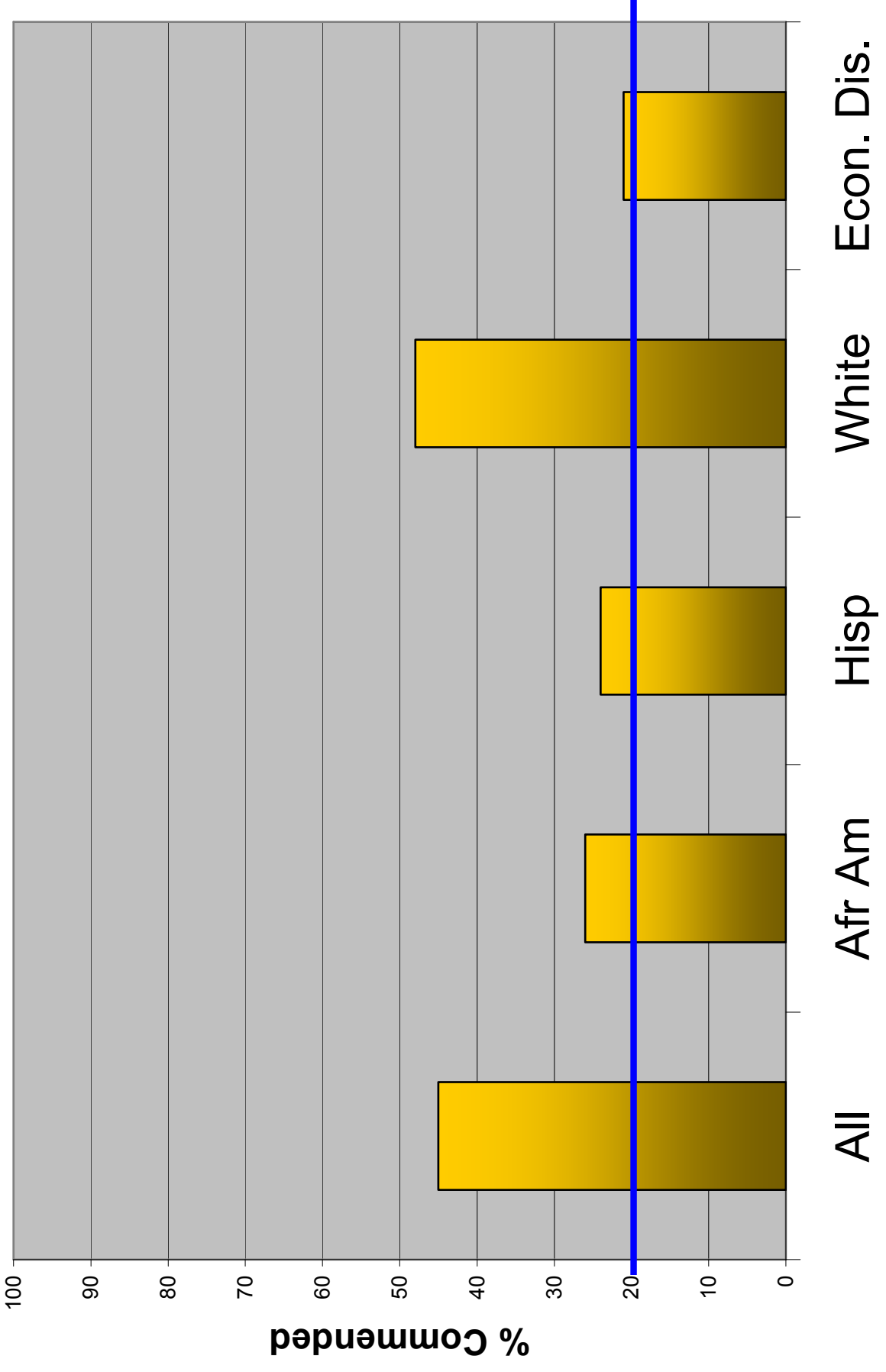


AEIS Report

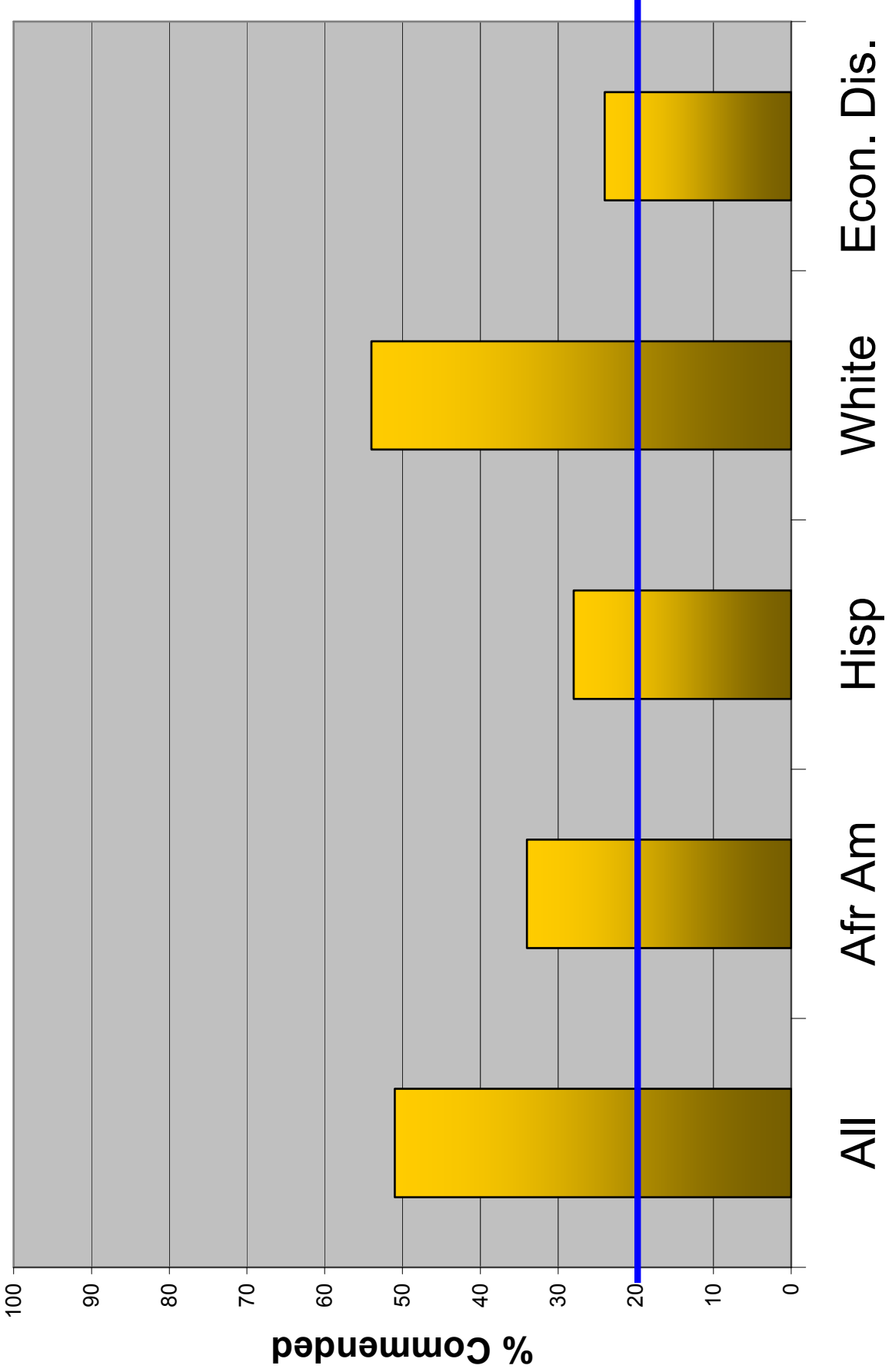
Gold Performance Acknowledgements

- Attendance (2004-05) **96.9%**
- Recommended HS Program (Class of 2005) **94.7**
- Commended on Reading / ELA
- Commended on Writing
- Commended on Mathematics
- Commended on Social Studies

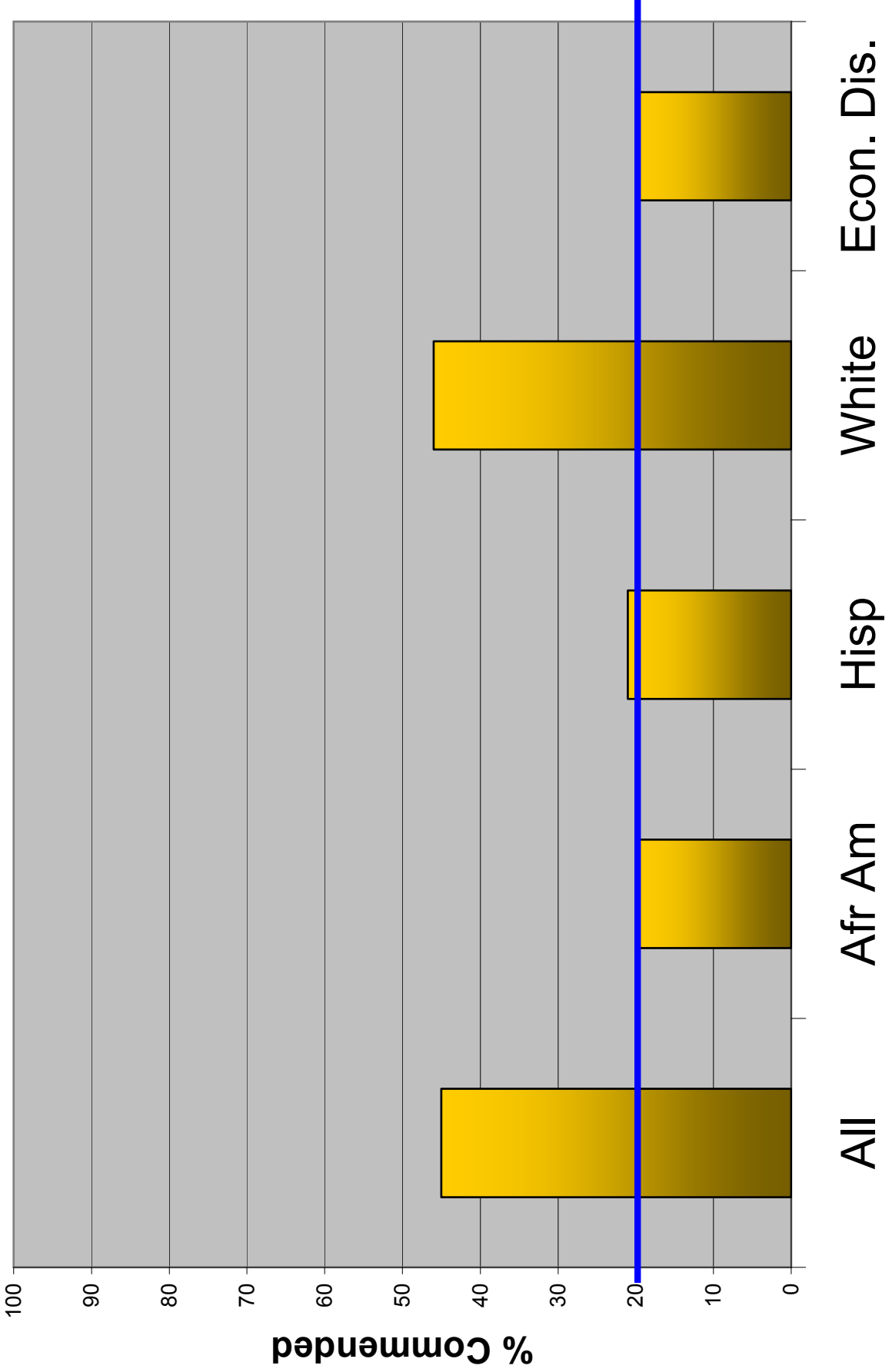
2006 TAKS Reading/ELA Commended



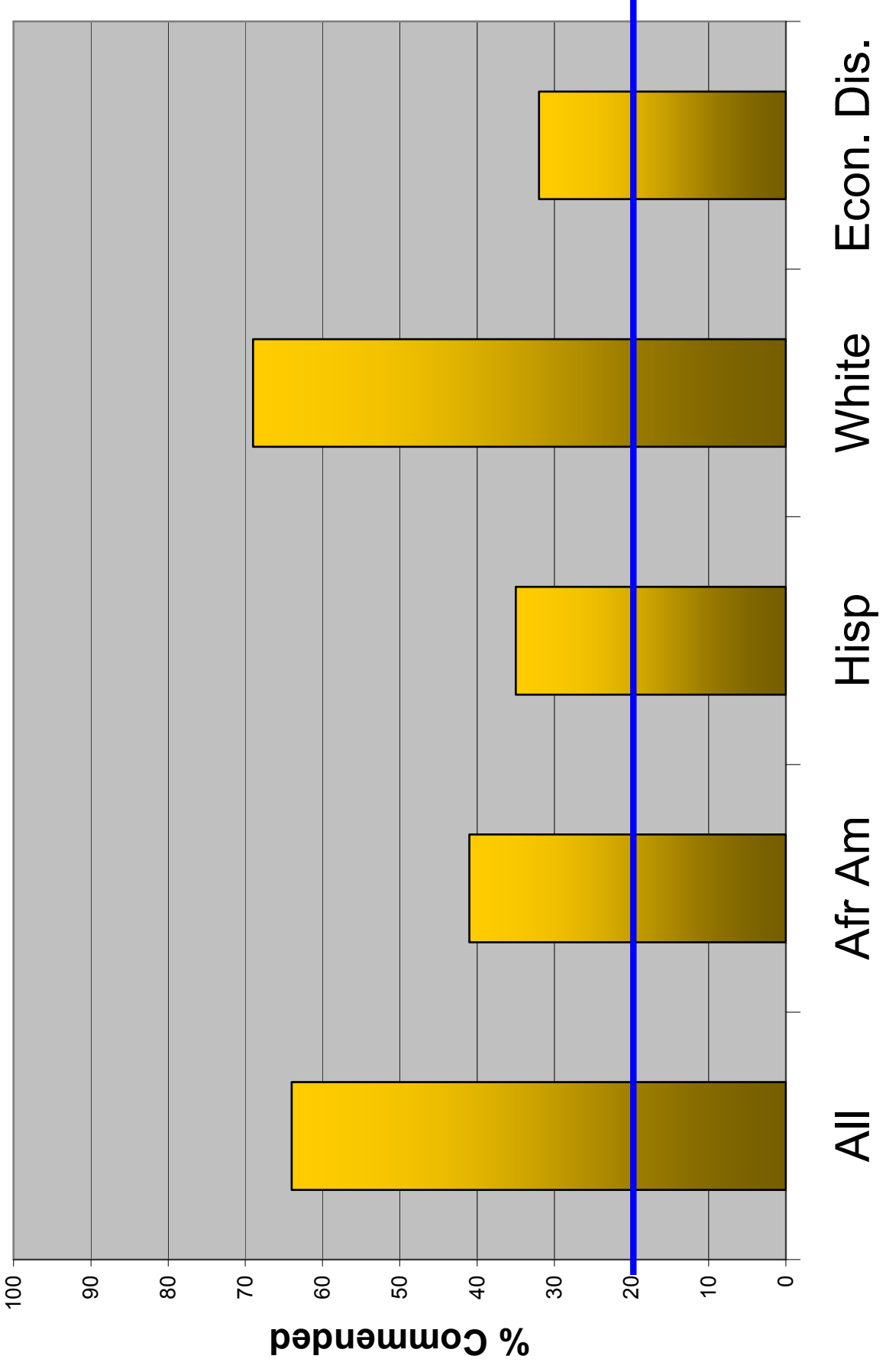
2006 TAKS Writing Commended



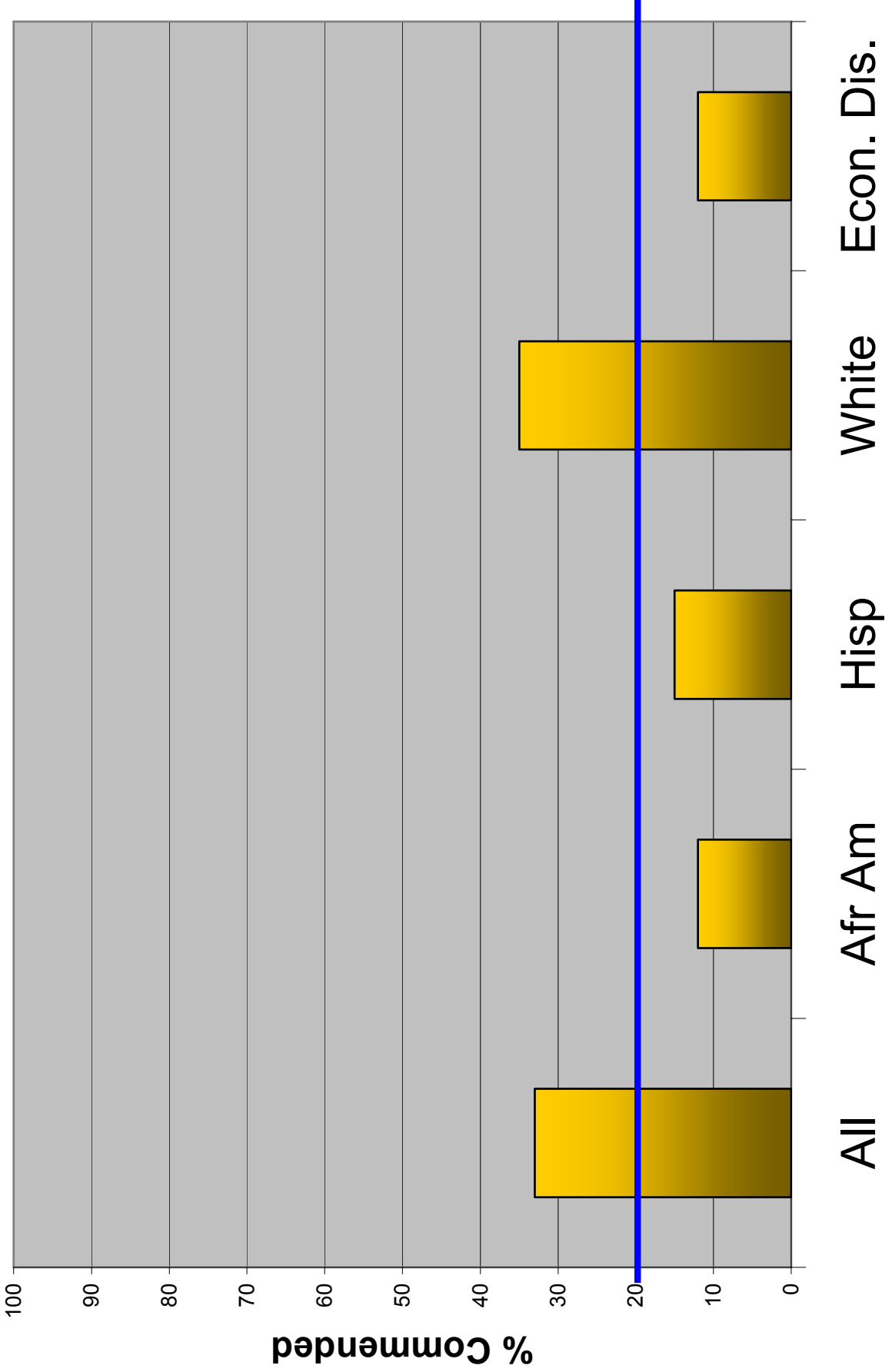
2006 TAKS Math Commended



2006 TAKS Social Studies Commended

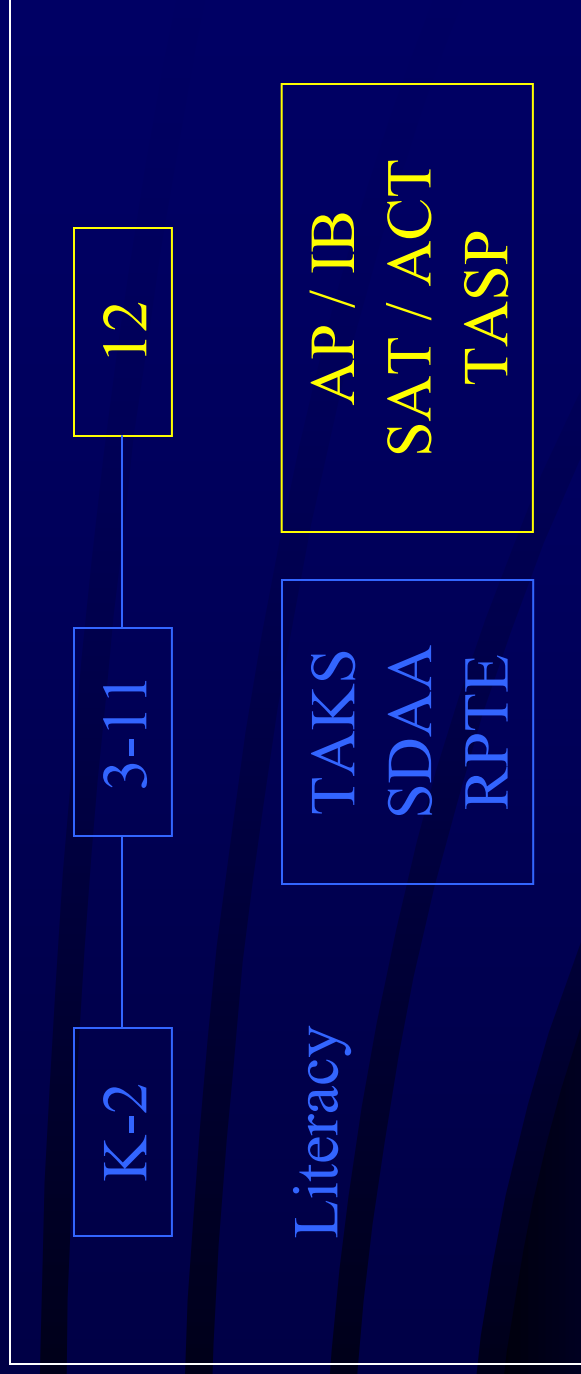


2006 TAKS Science Commended

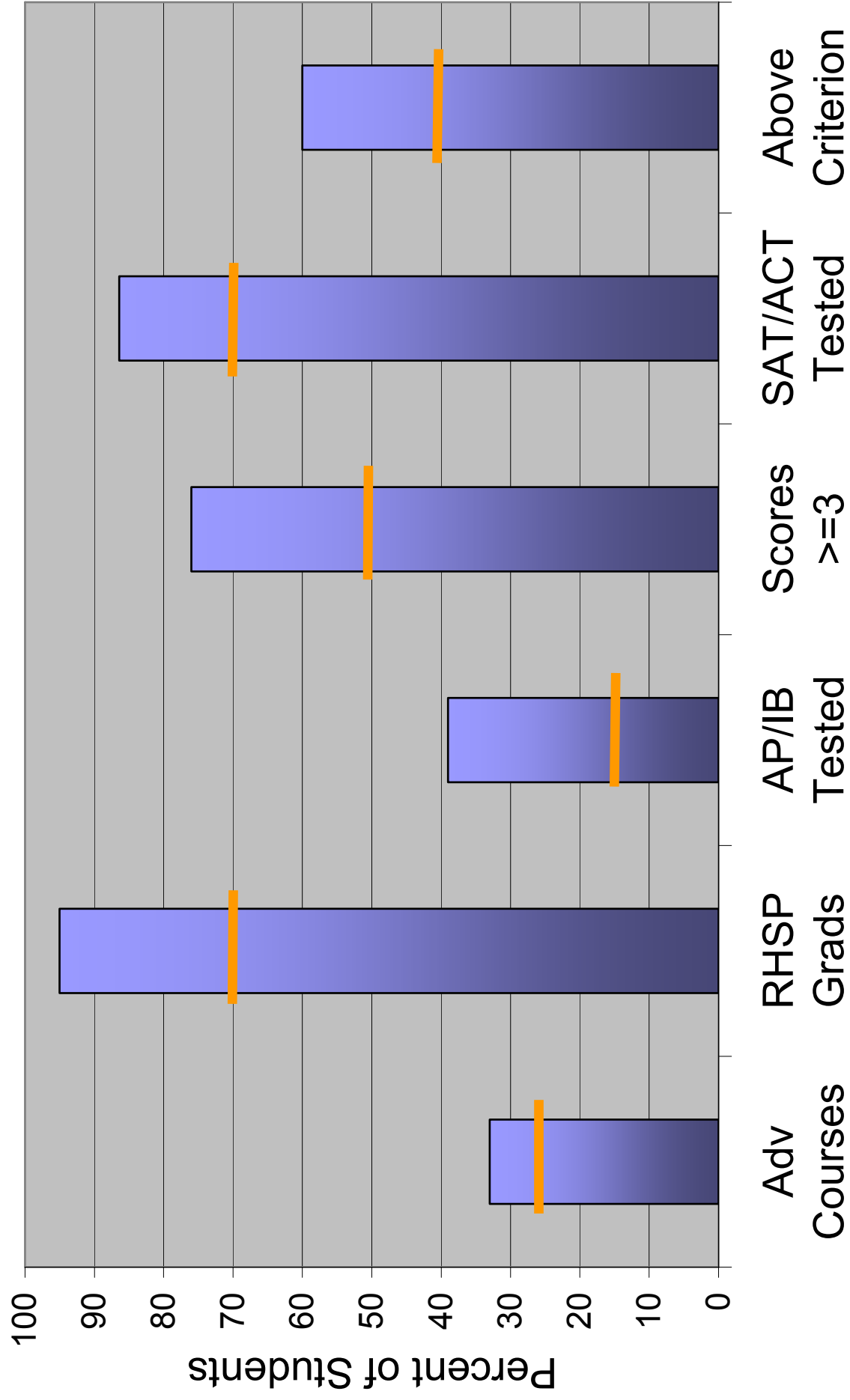


AEIS Report

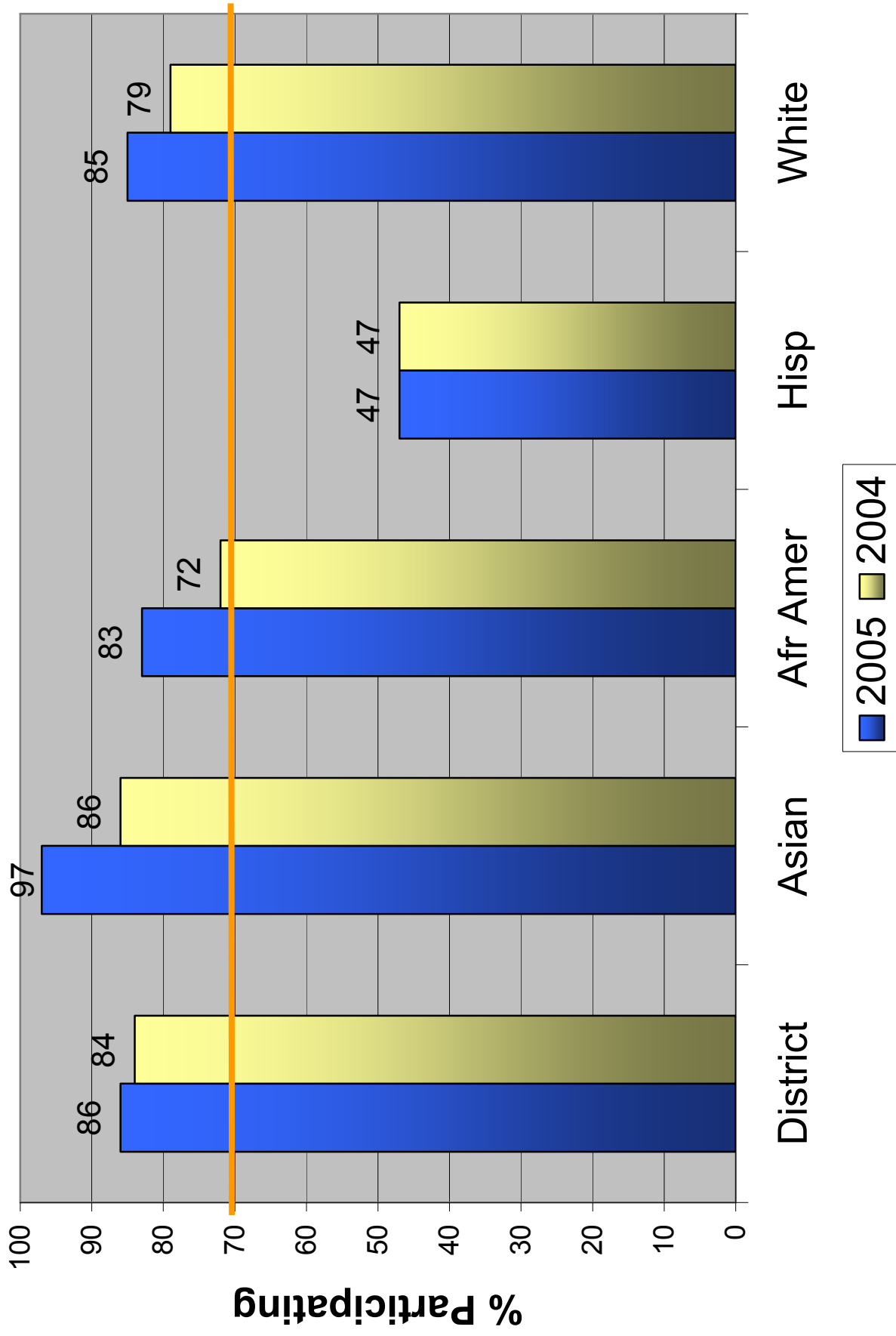
I. Measures of Academic Achievement



College Preparation Indicators



SAT / ACT Participation (Graduating Class)



Academic Excellence Indicators

II. Financial and Staffing Profile

Section II of the AEIS reports statistics on student demographics, class sizes, staff demographics, tax information, fund balance information, and program information.

Plano ISD Annual Report

Campus Performance Objectives

Rating	Elem	MS	HS/SHS	Total
Exemplary	23	2	0	25
Recognized	12	2	2	22
AA	7	2	6	14
AU	0	0	0	0

Plano ISD Annual Report

Report on Violent or Criminal Incidents

Report on Violent or Criminal Incidents

- Policies and Procedures that the district uses to protect students.
- The number of violent or criminal incidents that occurred on each campus.
- Findings that result from an evaluation of the Safe and Drug-Free Schools program.

Report on Violent or Criminal Incidents

- PISD policies and procedures for protecting students
- Number of incidents per campus.
- Evaluation of the Safe and Drug-Free Schools Program

PISD Web Site

*→ About Us
→ Safety &
Security*

The screenshot shows a Microsoft Internet Explorer browser window displaying the website for Plano Independent School District. The address bar shows the URL: <http://www.pisd.edu/about.us/safety/index.shtml>. The page features a navigation menu with links for Home, About Us, Schools, Employment, News, for Parents, for Students, and for Staff. The main content area is titled "Safety & Security" and includes a navigation sidebar with links such as "Know Your School District", "Mission and Goals", "Awards & Ratings", "Board of Trustees", "Leadership Team", "Service Departments", "Directory of Schools & Other Facilities", "Budget Information", "Instructional Program", "Policies & Regulations", "Purchasing Services", "Safety & Security", "Advisory Committees", "Education Foundation", "Partners & Volunteers", "About Plano", and "Contacts". The main text describes the district's commitment to a safe environment and its comprehensive security program. A photograph shows a police officer interacting with students. A list of bullet points details the program's components, including uniformed police officers, athletic events, and Crime Stoppers Programs. A search box and a "GO" button are located at the top right of the page content.

Address: <http://www.pisd.edu/about.us/safety/index.shtml>

Plano Independent School District

Home : About Us : Schools : Employment : News : for Parents : for Students : for Staff

Safety & Security

Know Your School District

Mission and Goals

Awards & Ratings

Board of Trustees

Leadership Team

Service Departments

Directory of Schools & Other Facilities

Budget Information

Instructional Program

Policies & Regulations

Purchasing Services

Safety & Security

Advisory Committees

Education Foundation


Partners & Volunteers

About Plano

Contacts

Plano ISD has adopted as one of its goals the commitment to provide a safe and secure environment for students, staff and visitors. In an effort to accomplish this goal the district provides a comprehensive security program.

The district safety program is designed to provide students, staff and visitors with facilities that meet or exceed standards in fire safety, air quality, hazardous materials management, chemical safety and building safety.



Plano ISD's comprehensive safety and security program includes:

- Uniformed police officers to provide traffic control on campuses where there is an indicated need
- Uniformed police officers to provide security and law enforcement services at campuses, athletic events and after hours special events such as socials and dances.
- Police liaison officers assigned to secondary campuses with a goal of establishing a rapport between students and uniformed police. The officers also serve as counselors and instructors on matters involving law enforcement.
- Crime Stoppers Programs on all secondary campuses. This program is administered by students and is designed to teach them the need for citizen involvement in reporting and

Safety & Security

Inclement Weather

Heat/Ozone Guidelines

School Closure Plan

Disaster/Tornado Drill Policy

Canine (K9) Unit

GO

Local intranet

Evaluation of the Safe and Drug-Free Schools Program

Goals	Measurement
1. Decrease substance use among students.	Maintained less than 1% rate of students using substances.
2. Increase community and parent involvement.	Maintained number of individuals (approx. 16,400).
3. Increase student involvement in school.	Increased involvement by 2,678 students (5%).
4. Decrease disruptive behavior.	Maintained rate of .05 incidents per child.
5. Reduce violence in schools.	Maintained rate of .02 incidents per child.

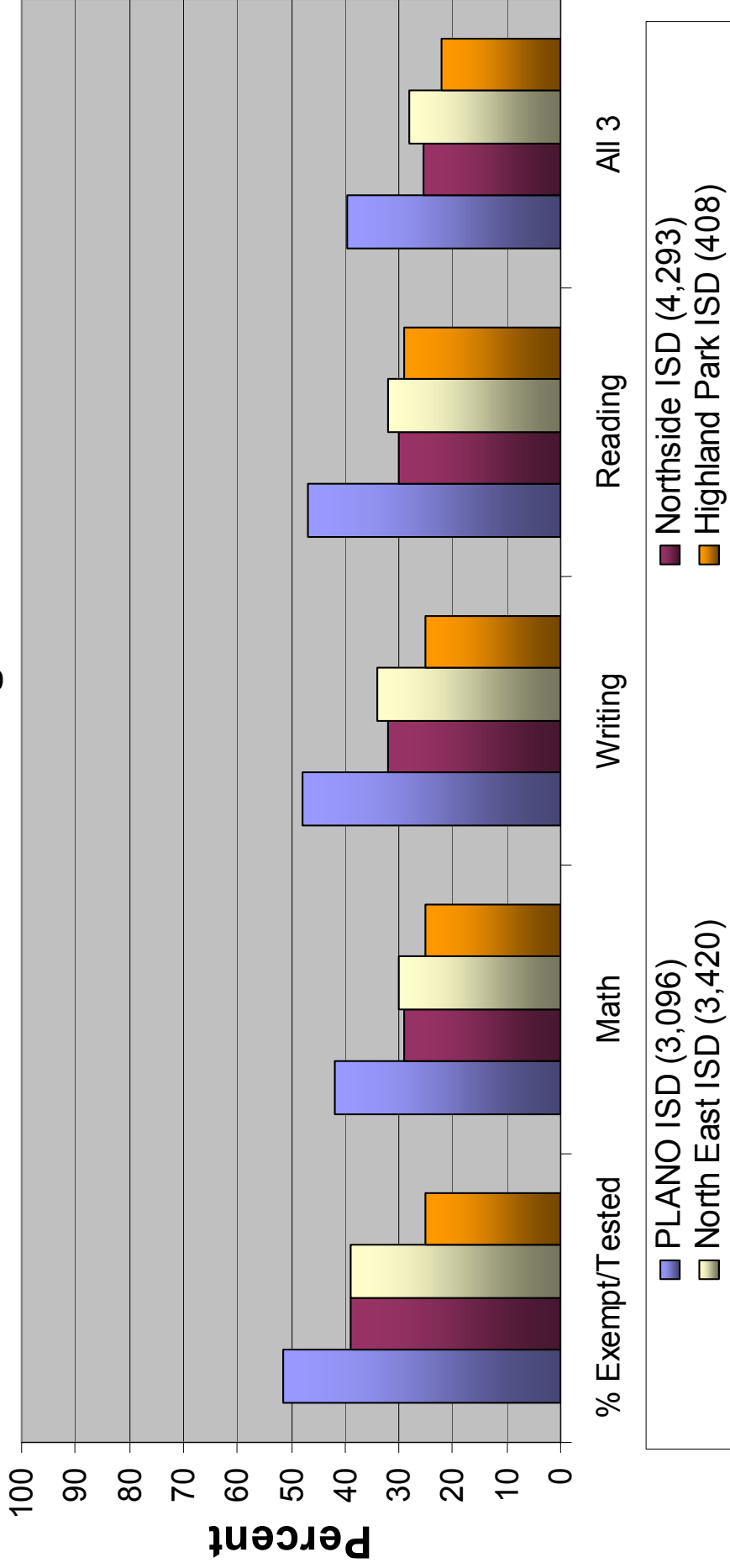
Plano ISD Annual Report

THEC Report on Student Enrollment
and Academic Performance

Texas Higher Education Coordinating Board

Texas Success Initiative on Student Performance

2003 Graduating Class



Plano ISD Annual Report

**Reports are available on PISD website <http://www.pisd.edu>
and will be available for check-out through local public
libraries and the Plano ISD superintendent's office by
February 20, 2007.**