



*Plano Independent School District*

**Investment Portfolio Summary  
For the Quarter Ended  
August 31, 2006**

**Prepared By**



**First Southwest Asset Management, Inc.**  
An Affiliate of First Southwest Company

**Plano ISD**

**Quarterly Investment Report  
Investment Officers' Certification  
For the Quarter Ended  
August 31, 2006**

This report is prepared for the Plano Independent School District (the "District") in accordance with Chapter 2256 of the Public Funds Investment Act ("PFIA"). Section 2256.023(a) of the PFIA states that "Not less than quarterly, the investment officer shall prepare and submit to the governing body of the entity a written report of the investment transactions for all funds covered by this chapter for the preceding reporting period." This report is signed by the District's investment officers and includes the disclosures required in the PFIA. Market prices were obtained from independent pricing sources, including Interactive Data Corporation and Bloomberg L.P.

The investment portfolio complied with the PFIA and the District's approved Investment Policy and Strategy throughout the period. All investment transactions made in the portfolio during this period were made on behalf of the District and were made in full compliance with the PFIA and the District's approved Investment Policy.

---

---

---

***Plano ISD***  
***Pooled Funds***  
**FIXED INCOME DISTRIBUTION**  
*August 31, 2006*

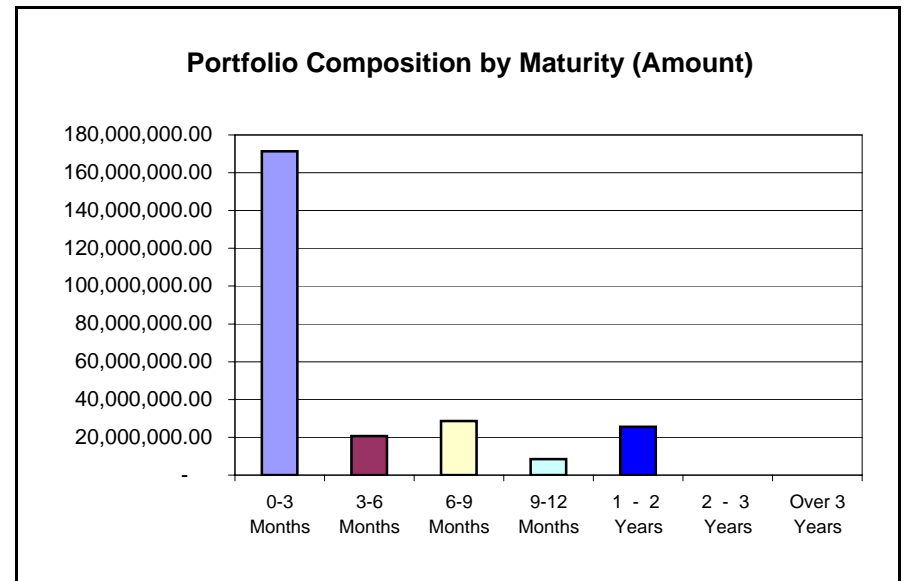
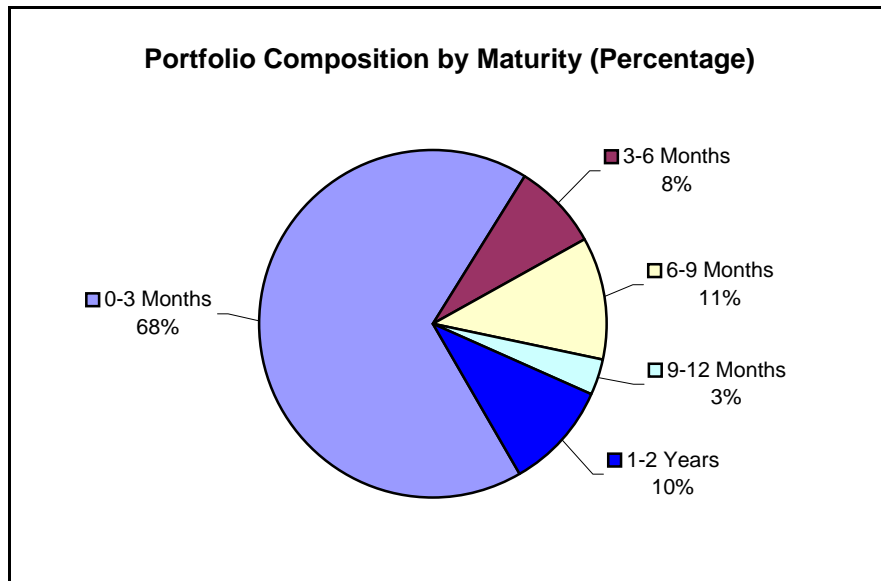
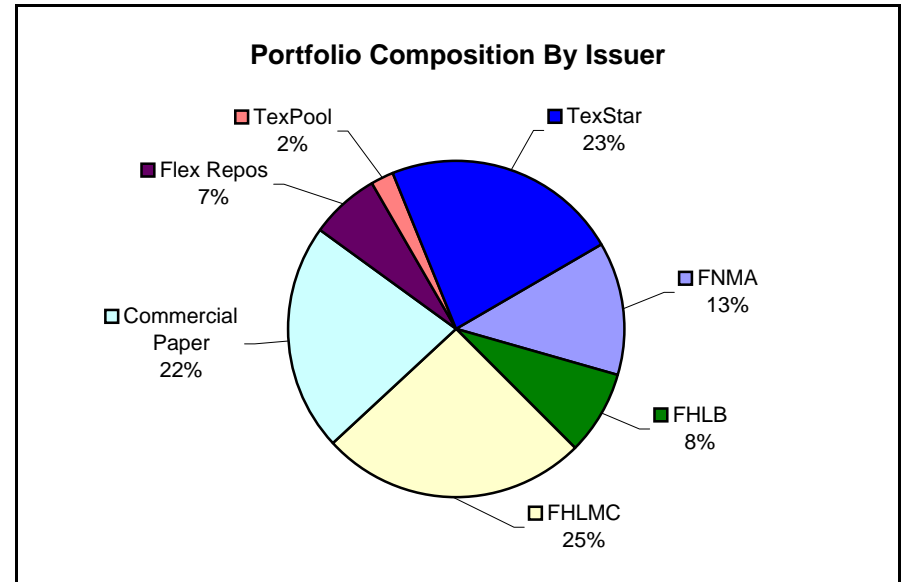
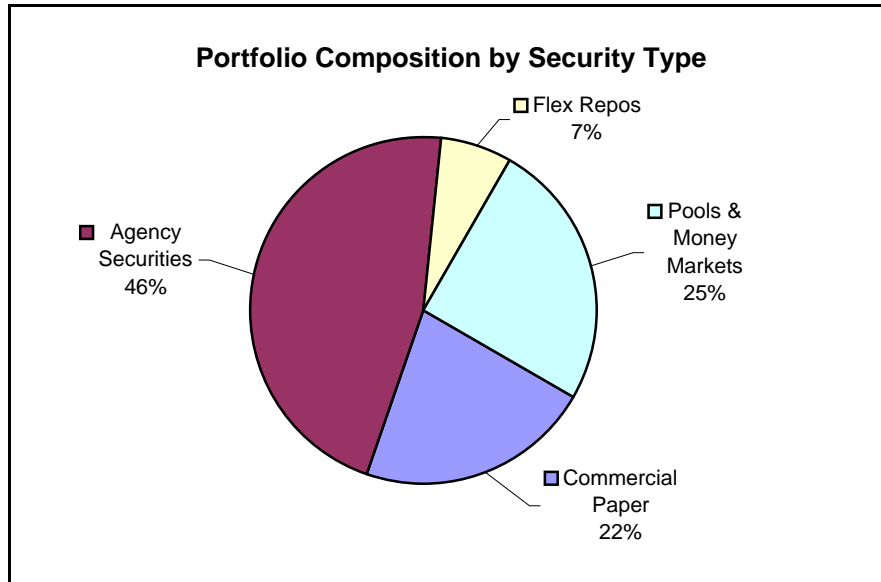
**Summary Information**

<b>Totals</b>		<b>Weighted Averages</b>	
Par Value	256,174,786.06	Average YTM	4.962
Market Value	254,707,655.38	Average Maturity (yrs)	0.3
Adjusted Cost	254,819,394.20	Average Coupon (%)	2.273
Net Gain/Loss	-111,738.82	Average Duration	0.3
Annual Income	5,810,627.98		
Number of Issues	26		

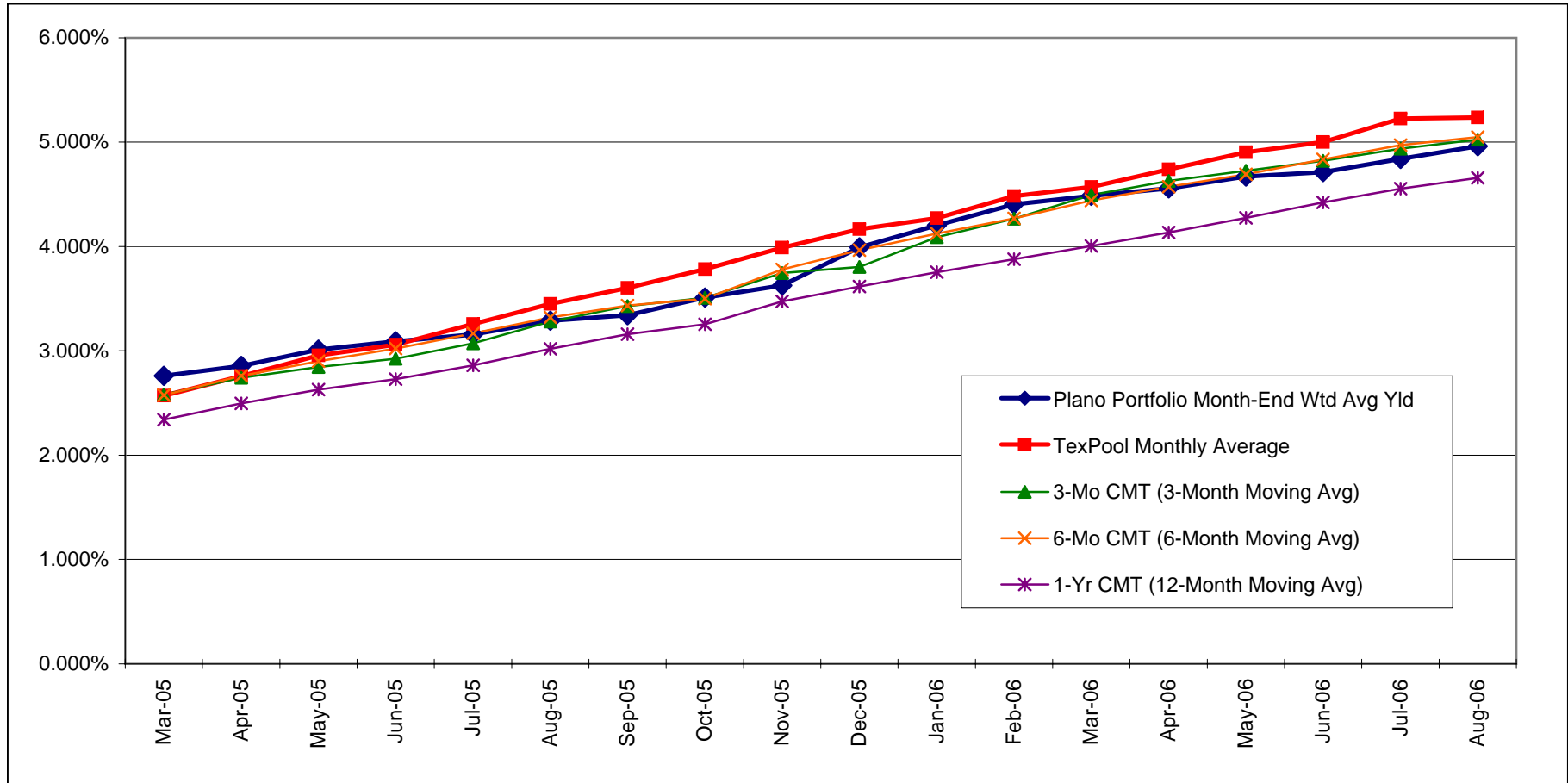
**Distribution by Maturity**

<b>Maturity</b>	<b>Number</b>	<b>Mkt Value</b>	<b>% Bond Holdings</b>	<b>Average Y T M</b>	<b>Average Coupon</b>	<b>Average Duration</b>
0 - 3 Months	10	171,282,774.83	67.2	5.026	1.947%	0.069
3 - 6 Months	4	20,701,959.85	8.1	5.272	1.101%	0.339
6 - 9 Months	6	28,557,762.92	11.2	5.305	3.596%	0.589
9 - 12 Months	3	8,528,178.95	3.3	5.167	4.171%	0.910
1 - 2 Years	4	25,636,978.84	10.1	3.810	3.291%	1.213

**Plano ISD**  
**Portfolio Composition**  
**August 31, 2006**



**Plano ISD  
Benchmark Comparison  
August 31, 2006**



**Notes:**

- 1.) Benchmark data for TexPool is the monthly average yield.
- 2.) CMT stands for Constant Maturity Treasury. This data is published in Federal Reserve Statistical Release H.15 and represents an average of all actively traded Treasury securities having that time remaining until maturity. This is a standard industry benchmark for Treasury securities.
- 3.) The CMT benchmarks are moving averages. The 3-month CMT is the daily average for the previous 3 months, the 6-month CMT is the daily average for the previous 6 months, and the 1-year CMT is the daily average for the previous 12-months.

**Plano ISD**  
**DETAIL OF SECURITY HOLDINGS**  
*As of August 31, 2006*

Security Description	Security CUSIP	Coupon	Settlement Date	Maturity Date	Next Call Date	Par Value	Purchase Price	Purchase Cost	Book Value	Market Price	Market Value	Accrued Interest	Days to Maturity	Days to Next Call	Yield to Maturity	Yield to Next Call
<b>Pooled Funds</b>																
TEXSTAR	texstar	5.260				57,773,950.70	100.000	57,773,950.70	57,773,950.70	100.000	57,773,950.70	0.00	1		5.260	
TEXPOOL	texpool	5.235				423,324.37	100.000	423,324.37	423,324.37	100.000	423,324.37	0.00	1		5.235	
TEXPOOL PRIME	texprime	5.264				5,201,732.15	100.000	5,201,732.15	5,201,732.15	100.000	5,201,732.15	0.00	1		5.264	
FNMA Disc Note	313589E25	0.000	02-14-06	09-01-06		17,000,000.00	97.435	16,563,968.89	17,000,000.00	100.000	17,000,000.00	0.00	1		4.857	
FCAR OWNER TRUST CP	3024A1JJ3	0.000	03-29-06	09-18-06		6,000,000.00	97.650	5,859,005.00	5,986,145.00	99.733	5,983,980.00	0.00	18		5.008	
GE CAPITAL CORP CP	36959JN4	0.000	02-01-06	09-22-06		20,000,000.00	97.010	19,401,966.67	19,946,100.00	99.677	19,935,460.00	0.00	22		4.830	
FNMA Disc Note	313589J38	0.000	04-07-06	10-04-06		2,500,000.00	97.568	2,439,200.00	2,488,853.33	99.530	2,488,249.97	0.00	34		5.068	
FHLMC Disc Note	313397L66	0.000	02-03-06	10-23-06		20,000,000.00	96.630	19,326,077.78	19,866,244.44	99.260	19,851,998.90	0.00	53		4.838	
FHLMC Disc Note	313397L66	0.000	02-14-06	10-23-06		23,000,000.00	96.737	22,249,510.00	22,844,520.00	99.260	22,829,798.73	0.00	53		4.889	
GE CAPITAL CORP CP	36959JL92	0.000	02-14-06	11-09-06		20,000,000.00	96.456	19,291,288.89	19,817,533.33	98.971	19,794,280.00	0.00	70		4.981	
GE CAPITAL SERVICES CP	36959SMC4	0.000	07-05-06	12-12-06		10,000,000.00	97.613	9,761,333.33	9,847,850.00	98.484	9,848,360.00	0.00	103		5.501	
FNMA	3136F4J54	3.000	03-29-06	12-29-06		3,000,000.00	98.511	2,955,330.00	2,980,670.07	99.219	2,976,562.50	15,500.00	120		5.042	
FHLMC	3128X1UV7	2.800	03-29-06	01-26-07		5,000,000.00	98.205	4,910,250.00	4,956,457.92	98.969	4,948,437.50	13,611.11	148		5.044	
FHLMC Disc Note	313396BY8	0.000	04-04-06	02-16-07		3,000,000.00	95.675	2,870,256.00	2,931,456.00	97.620	2,928,599.85	0.00	169		5.146	
FNMA	3136F5CV1	2.750	06-16-06	03-08-07	09-08-06	5,000,000.00	98.077	4,903,850.00	4,931,787.92	98.687	4,934,375.00	66,076.39	189	8	5.475	11.325
FHLB	31339XJ39	2.660	03-30-06	03-26-07	09-26-06	1,365,000.00	97.651	1,332,929.41	1,346,699.33	98.500	1,344,525.00	6,555.79	207	26	5.127	7.647
FHLMC	3128X4Q95	5.050	03-30-06	03-30-07	09-08-06	3,000,000.00	99.918	2,997,547.26	2,998,588.83	99.741	2,992,229.92	72,804.17	211	8	5.135	5.224
FHLMC	3128X4JX0	4.125	07-28-06	04-02-07		10,000,000.00	99.109	9,910,902.93	9,923,477.11	99.301	9,930,070.50	206,250.00	214		5.481	
FHLB	3133X6U61	3.250	03-29-06	05-10-07	11-10-06	5,000,000.00	98.045	4,902,250.00	4,939,699.27	98.594	4,929,687.50	50,104.17	252	71	5.074	6.543
FHLB	3133MYUR6	3.040	04-17-06	05-21-07	09-21-06	4,500,000.00	97.764	4,399,359.75	4,433,885.88	98.375	4,426,875.00	38,000.00	263	21	5.165	8.478
FHLB	3133XABU0	4.000	03-31-06	07-27-07		2,000,000.00	98.594	1,971,875.49	1,980,847.52	98.875	1,977,500.00	7,555.56	330		5.098	
FHLMC	3128X3SM6	3.750	03-30-06	08-03-07		1,615,000.00	98.268	1,587,028.17	1,595,865.74	98.630	1,592,866.45	4,710.42	337		5.098	
FNMA	31359MYW7	4.375	04-28-06	08-17-07		5,000,000.00	98.935	4,946,726.75	4,960,832.24	99.156	4,957,812.50	8,506.94	351		5.226	
FHLB	3133X8X56	3.375	03-31-06	10-05-07		2,000,000.00	97.501	1,950,022.46	1,963,955.22	98.031	1,960,625.00	26,812.50	400		5.104	
FHLB	3133X93Q1	3.375	03-31-06	11-02-07	07-02-07	4,010,000.00	97.329	3,902,904.21	3,931,345.92	97.937	3,927,293.75	44,736.56	428	305	5.139	5.601
FLEX-JPM CHASE BANK	PLANO-2004	3.161	12-10-04	12-15-07		17,285,778.84	100.000	17,285,778.84	17,285,778.84	100.000	17,285,778.84	0.00	471		3.161	
FHLB	3133X9SM3	4.000	04-04-06	12-28-07	09-28-06	2,500,000.00	97.996	2,449,900.00	2,461,793.05	98.531	2,463,281.25	17,500.00	484	28	5.220	8.315
		2.272				256,174,786.06	98.206	251,568,269.05	254,819,394.20	99.431	254,707,655.38	578,723.60	110		4.962	
<b>GRAND TOTAL</b>		<b>2.272</b>				<b>256,174,786.06</b>	<b>98.206</b>	<b>251,568,269.05</b>	<b>254,819,394.20</b>	<b>99.431</b>	<b>254,707,655.38</b>	<b>578,723.60</b>	<b>110</b>		<b>4.962</b>	

**Plano ISD**  
**CHANGE IN VALUE**  
*From 05-31-06 To 08-31-06*

Security Description	CUSIP	Coupon	Maturity Date	05-31-06 Book Value	05-31-06 Market Value	Additions Purchases	Withdrawals Sales	Interest Received	Accrued Interest	08-31-06 Book Value	08-31-06 Market Value
<b>Pooled Funds</b>											
TEXPOOL	texpool	5.235		4,822,349.03	4,822,349.03	5,868,637.72	-10,343,637.72	-75,975.34	0.00	423,324.37	423,324.37
TEXPOOL PRIME	texprime	5.264		5,134,327.64	5,134,327.64	67,404.51	-67,404.51	-67,404.51	0.00	5,201,732.15	5,201,732.15
TEXSTAR	texstar	5.260		69,790,779.49	69,790,779.49	8,047,120.23	-21,012,720.23	-948,771.21	0.00	57,773,950.70	57,773,950.70
FNMA Disc Note	313589XS7	0.000	06-05-06	4,997,511.11	4,997,499.84	0.00	-5,000,000.00	0.00	0.00	0.00	0.00
NEW CENTER ASSET CP	64351VFD9	0.000	06-13-06	4,991,950.00	4,990,880.00	0.00	-5,000,000.00	0.00	0.00	0.00	0.00
FNMA Disc Note	313589YB3	0.000	06-14-06	19,968,150.00	19,964,001.46	0.00	-20,000,000.00	0.00	0.00	0.00	0.00
FHLMC Disc Note	313397YW5	0.000	07-03-06	13,942,304.00	13,938,399.66	0.00	-14,000,000.00	0.00	0.00	0.00	0.00
GE CAPITAL SERVICES CP	36959SG64	0.000	07-06-06	11,950,766.67	11,939,520.00	0.00	-12,000,000.00	0.00	0.00	0.00	0.00
FHLMC	3134A4GK4	5.500	07-15-06	10,002,216.83	10,003,125.00	0.00	-10,275,000.00	0.00	0.00	0.00	0.00
FHLMC Disc Note	313397ZU8	0.000	07-25-06	7,946,432.00	7,940,000.00	0.00	-8,000,000.00	0.00	0.00	0.00	0.00
FNMA Disc Note	313589A45	0.000	08-02-06	9,921,725.00	9,913,999.94	0.00	-10,000,000.00	0.00	0.00	0.00	0.00
FHLMC Disc Note	313397A68	0.000	08-04-06	29,761,600.00	29,733,000.18	0.00	-30,000,000.00	0.00	0.00	0.00	0.00
FNMA Disc Note	313589A94	0.000	08-07-06	5,759,790.37	5,753,986.02	0.00	-5,808,000.00	0.00	0.00	0.00	0.00
FNMA Disc Note	313589b85	0.000	08-14-06	14,862,483.33	14,845,500.18	0.00	-15,000,000.00	0.00	0.00	0.00	0.00
FNMA Disc Note	313589B93	0.000	08-15-06	17,832,750.00	17,812,801.21	0.00	-18,000,000.00	0.00	0.00	0.00	0.00
FNMA Disc Note	313589E25	0.000	09-01-06	16,798,417.78	16,782,400.20	0.00	0.00	0.00	0.00	17,000,000.00	17,000,000.00
FCAR OWNER TRUST CP	3024A1JJ3	0.000	09-18-06	5,911,165.00	5,905,398.00	0.00	0.00	0.00	0.00	5,986,145.00	5,983,980.00
GE CAPITAL CORP CP	36959JN4	0.000	09-22-06	19,709,966.67	19,673,200.00	0.00	0.00	0.00	0.00	19,946,100.00	19,935,460.00
FNMA Disc Note	313589J38	0.000	10-04-06	2,457,777.78	2,456,250.00	0.00	0.00	0.00	0.00	2,488,853.33	2,488,249.97
FHLMC Disc Note	313397L66	0.000	10-23-06	42,199,040.00	42,135,702.36	0.00	0.00	0.00	0.00	42,710,764.44	42,681,797.64
GE CAPITAL CORP CP	36959JL92	0.000	11-09-06	19,574,244.45	19,534,700.00	0.00	0.00	0.00	0.00	19,817,533.33	19,794,280.00
GE CAPITAL SERVICES CP	36959SMC4	0.000	12-12-06	0.00	0.00	9,761,333.33	0.00	0.00	0.00	9,847,850.00	9,848,360.00
FNMA	3136F4J54	3.000	12-29-06	2,965,725.93	2,959,687.50	0.00	-45,000.00	-45,000.00	15,500.00	2,980,670.07	2,976,562.50
FHLMC	3128X1UV7	2.800	01-26-07	4,929,207.10	4,918,750.00	0.00	-70,000.00	-70,000.00	13,611.11	4,956,457.92	4,948,437.50
FHLMC Disc Note	313396BY8	0.000	02-16-07	2,893,920.00	2,891,099.85	0.00	0.00	0.00	0.00	2,931,456.00	2,928,599.85
FNMA	3136F5CV1	2.750	03-08-07	0.00	0.00	4,941,280.56	0.00	0.00	66,076.39	4,931,787.92	4,934,375.00
FHLB	31339XJ39	2.660	03-26-07	1,338,526.22	1,335,993.75	0.00	-18,154.50	-18,154.50	6,555.79	1,346,699.33	1,344,525.00
FHLMC	3128X4Q95	5.050	03-30-07	2,997,970.61	2,988,342.13	0.00	0.00	0.00	72,804.17	2,998,588.83	2,992,229.92
FHLMC	3128X4JX0	4.125	04-02-07	0.00	0.00	10,079,340.43	0.00	0.00	206,250.00	9,923,477.11	9,930,070.50
FHLB	3133X6U61	3.250	05-10-07	4,917,613.80	4,903,125.00	0.00	0.00	0.00	50,104.17	4,939,699.27	4,929,687.50
FHLB	3133MYUR6	3.040	05-21-07	4,410,700.45	4,401,562.50	0.00	0.00	0.00	38,000.00	4,433,885.88	4,426,875.00
FHLB	3133XABU0	4.000	07-27-07	1,975,487.61	1,970,000.00	0.00	-40,000.00	-40,000.00	7,555.56	1,980,847.52	1,977,500.00
FHLMC	3128X3SM6	3.750	08-03-07	1,590,620.21	1,585,986.63	0.00	-30,281.25	-30,281.25	4,710.42	1,595,865.74	1,592,866.45
FNMA	31359MYW7	4.375	08-17-07	4,950,532.99	4,943,750.00	0.00	-109,375.00	-109,375.00	8,506.94	4,960,832.24	4,957,812.50
FHLB	3133X8X56	3.375	10-05-07	1,955,631.75	1,949,375.00	0.00	0.00	0.00	26,812.50	1,963,955.22	1,960,625.00
FHLB	3133X93Q1	3.375	11-02-07	3,914,354.77	3,902,231.25	0.00	0.00	0.00	44,736.56	3,931,345.92	3,927,293.75
FLEX-JPM CHASE BANK	PLANO-2004	3.161	12-15-07	36,638,189.05	36,638,189.05	710,632.84	-20,773,675.89	-710,632.84	0.00	17,285,778.84	17,285,778.84
FHLB	3133X9SM3	4.000	12-28-07	2,454,498.65	2,450,000.00	0.00	-50,000.00	-50,000.00	17,500.00	2,461,793.05	2,463,281.25
				416,268,726.28	415,905,912.89	39,475,749.62	-205,643,249.10	-2,165,594.65	578,723.60	254,819,394.20	254,707,655.38

***Plano ISD***  
**CHANGE IN VALUE**  
*From 05-31-06 To 08-31-06*

Security Description	CUSIP	Coupon	Maturity Date	05-31-06 Book Value	05-31-06 Market Value	Additions Purchases	Withdrawals Sales	Interest Received	Accrued Interest	08-31-06 Book Value	08-31-06 Market Value
<b>GRAND TOTAL</b>				<u>416,268,726.28</u>	<u>415,905,912.89</u>	<u>39,475,749.62</u>	<u>-205,643,249.10</u>	<u>-2,165,594.65</u>	<u>578,723.60</u>	<u>254,819,394.20</u>	<u>254,707,655.38</u>

**Plano ISD**  
**Pooled Funds**  
**INVESTMENT TRANSACTIONS**  
*From 06-01-06 To 08-31-06*

Settle Date	Security	CUSIP	Coupon	Mature Date	Call Date	Quantity	Unit Price	Amount
<b>PURCHASES</b>								
06-15-06	FLEX-JPM CHASE BANK	PLANO-2004	3.161	12-15-07		710,632.84	100.000	710,632.84
06-16-06	FNMA	3136F5CV1	2.750	03-08-07	09-08-06	5,000,000	98.077	4,903,850.00
	Accrued Interest							37,430.56
07-05-06	GE CAPITAL SERVICES CP	36959SMC4	0.000	12-12-06		10,000,000	97.613	9,761,333.33
07-28-06	FHLMC	3128X4JX0	4.125	04-02-07		10,000,000	99.109	9,910,902.93
	Accrued Interest							168,437.50
								25,492,587.16
<b>SALES</b>								
06-13-06	FLEX-JPM CHASE BANK	PLANO-2004	3.161	12-15-07		3,648,013.62	100.000	3,648,013.62
07-10-06	FLEX-JPM CHASE BANK	PLANO-2004	3.161	12-15-07		3,929,442.76	100.000	3,929,442.76
07-26-06	FLEX-JPM CHASE BANK	PLANO-2004	3.161	12-15-07		3,796,740.31	100.000	3,796,740.31
08-29-06	FLEX-JPM CHASE BANK	PLANO-2004	3.161	12-15-07		6,855,450.53	100.000	6,855,450.53
09-06-06	FLEX-JPM CHASE BANK	PLANO-2004	3.161	12-15-07		1,833,395.83	100.000	1,833,395.83
								20,063,043.05
<b>MATURITIES</b>								
06-05-06	FNMA Disc Note	313589XS7	0.000	06-05-06		5,000,000	100.000	5,000,000.00
06-13-06	NEW CENTER ASSET CP	64351VFD9	0.000	06-13-06		5,000,000	100.000	5,000,000.00
06-14-06	FNMA Disc Note	313589YB3	0.000	06-14-06		20,000,000	100.000	20,000,000.00
07-03-06	FHLMC Disc Note	313397YW5	0.000	07-03-06		6,000,000	100.000	6,000,000.00
07-03-06	FHLMC Disc Note	313397YW5	0.000	07-03-06		8,000,000	100.000	8,000,000.00
07-06-06	GE CAPITAL SERVICES CP	36959SG64	0.000	07-06-06		12,000,000	100.000	12,000,000.00
07-15-06	FHLMC	3134A4GK4	5.500	07-15-06		10,000,000	100.000	10,000,000.00
	Accrued Interest							275,000.00
07-25-06	FHLMC Disc Note	313397ZU8	0.000	07-25-06		8,000,000	100.000	8,000,000.00
08-02-06	FNMA Disc Note	313589A45	0.000	08-02-06		10,000,000	100.000	10,000,000.00
08-04-06	FHLMC Disc Note	313397A68	0.000	08-04-06		30,000,000	100.000	30,000,000.00
08-07-06	FNMA Disc Note	313589A94	0.000	08-07-06		5,808,000	100.000	5,808,000.00
08-14-06	FNMA Disc Note	313589b85	0.000	08-14-06		15,000,000	100.000	15,000,000.00
08-15-06	FNMA Disc Note	313589B93	0.000	08-15-06		18,000,000	100.000	18,000,000.00
								153,083,000.00

**Plano ISD**  
**EARNED INCOME**  
*From 05-31-06 To 08-31-06*

	Beginning Accrued Interest	Purchased Interest	Sold Interest	Interest Received	Earned Interest	Ending Accrued Interest	Amortization/ Accretion	Adjusted Earned Income
<b>Pooled Funds</b>								
TEXSTAR (texstar)	0.00	0.00	0.00	-948,771.21	948,771.21	0.00	0.00	948,771.21
TEXPOOL (texpool)	0.00	0.00	0.00	-75,975.34	75,975.34	0.00	0.00	75,975.34
TEXPOOL PRIME (texprime)	0.00	0.00	0.00	-67,404.51	67,404.51	0.00	0.00	67,404.51
FNMA Disc Note 0.000% Due 06-05-06 (313589xs7)	0.00	0.00	0.00	0.00	0.00	0.00	2,488.89	2,488.89
NEW CENTER ASSET CP 0.000% Due 06-13-06 (64351vfd9)	0.00	0.00	0.00	0.00	0.00	0.00	8,050.00	8,050.00
FNMA Disc Note 0.000% Due 06-14-06 (313589yb3)	0.00	0.00	0.00	0.00	0.00	0.00	31,850.00	31,850.00
FHLMC Disc Note 0.000% Due 07-03-06 (313397yw5)	0.00	0.00	0.00	0.00	0.00	0.00	57,696.00	57,696.00
GE CAPITAL SERVICES CP 0.000% Due 07-06-06 (36959sg64)	0.00	0.00	0.00	0.00	0.00	0.00	49,233.33	49,233.33
FHLMC 5.500% Due 07-15-06 (3134a4gk4)	207,777.78	0.00	-275,000.00	0.00	67,222.22	0.00	-2,216.83	65,005.39
FHLMC Disc Note 0.000% Due 07-25-06 (313397zu8)	0.00	0.00	0.00	0.00	0.00	0.00	53,568.00	53,568.00
FNMA Disc Note 0.000% Due 08-02-06 (313589a45)	0.00	0.00	0.00	0.00	0.00	0.00	78,275.00	78,275.00
FHLMC Disc Note 0.000% Due 08-04-06 (313397a68)	0.00	0.00	0.00	0.00	0.00	0.00	238,400.00	238,400.00
FNMA Disc Note 0.000% Due 08-07-06 (313589a94)	0.00	0.00	0.00	0.00	0.00	0.00	48,209.63	48,209.63
FNMA Disc Note 0.000% Due 08-14-06 (313589b85)	0.00	0.00	0.00	0.00	0.00	0.00	137,516.67	137,516.67
FNMA Disc Note 0.000% Due 08-15-06 (313589b93)	0.00	0.00	0.00	0.00	0.00	0.00	167,250.00	167,250.00
FNMA Disc Note 0.000% Due 09-01-06 (313589e25)	0.00	0.00	0.00	0.00	0.00	0.00	201,582.22	201,582.22
FCAR OWNER TRUST CP 0.000% Due 09-18-06 (3024a1jj3)	0.00	0.00	0.00	0.00	0.00	0.00	74,980.00	74,980.00
GE CAPITAL CORP CP 0.000% Due 09-22-06 (36959jjn4)	0.00	0.00	0.00	0.00	0.00	0.00	236,133.33	236,133.33
FNMA Disc Note 0.000% Due 10-04-06 (313589j38)	0.00	0.00	0.00	0.00	0.00	0.00	31,075.56	31,075.56
FHLMC Disc Note 0.000% Due 10-23-06 (313397l66)	0.00	0.00	0.00	0.00	0.00	0.00	511,724.44	511,724.44
GE CAPITAL CORP CP 0.000% Due 11-09-06 (36959jl92)	0.00	0.00	0.00	0.00	0.00	0.00	243,288.89	243,288.89
GE CAPITAL SERVICES CP 0.000% Due 12-12-06 (36959smc4)	0.00	0.00	0.00	0.00	0.00	0.00	86,516.67	86,516.67
FNMA 3.000% Due 12-29-06 (3136f4j54)	38,000.00	0.00	0.00	-45,000.00	22,500.00	15,500.00	14,944.15	37,444.15
FHLMC 2.800% Due 01-26-07 (3128x1uv7)	48,611.11	0.00	0.00	-70,000.00	35,000.00	13,611.11	27,250.83	62,250.83
FHLMC Disc Note 0.000% Due 02-16-07 (313396by8)	0.00	0.00	0.00	0.00	0.00	0.00	37,536.00	37,536.00
FNMA 2.750% Due 03-08-07 (3136f5cv1)	0.00	37,430.56	0.00	0.00	28,645.83	66,076.39	27,937.92	56,583.75
FHLB 2.660% Due 03-26-07 (31339xj39)	15,633.04	0.00	0.00	-18,154.50	9,077.25	6,555.79	8,173.11	17,250.36
FHLMC 5.050% Due 03-30-07 (3128x4q95)	34,929.17	0.00	0.00	0.00	37,875.00	72,804.17	618.22	38,493.22
FHLMC 4.125% Due 04-02-07 (3128x4jx0)	0.00	168,437.50	0.00	0.00	37,812.50	206,250.00	12,574.18	50,386.68
FHLB 3.250% Due 05-10-07 (3133x6u61)	9,479.17	0.00	0.00	0.00	40,625.00	50,104.17	22,085.47	62,710.47
FHLB 3.040% Due 05-21-07 (3133myur6)	3,800.00	0.00	0.00	0.00	34,200.00	38,000.00	23,185.43	57,385.43
FHLB 4.000% Due 07-27-07 (3133xabu0)	27,555.56	0.00	0.00	-40,000.00	20,000.00	7,555.56	5,359.91	25,359.91
FHLMC 3.750% Due 08-03-07 (3128x3sm6)	19,851.04	0.00	0.00	-30,281.25	15,140.62	4,710.42	5,245.52	20,386.15
FNMA 4.375% Due 08-17-07 (31359myw7)	63,194.44	0.00	0.00	-109,375.00	54,687.50	8,506.94	10,299.24	64,986.74
FHLB 3.375% Due 10-05-07 (3133x8x56)	9,937.50	0.00	0.00	0.00	16,875.00	26,812.50	8,323.47	25,198.47

***Plano ISD***  
**EARNED INCOME**  
*From 05-31-06 To 08-31-06*

	<b>Beginning Accrued Interest</b>	<b>Purchased Interest</b>	<b>Sold Interest</b>	<b>Interest Received</b>	<b>Earned Interest</b>	<b>Ending Accrued Interest</b>	<b>Amortization/ Accretion</b>	<b>Adjusted Earned Income</b>
FHLB 3.375% Due 11-02-07 (3133x93q1)	10,902.19	0.00	0.00	0.00	33,834.37	44,736.56	16,991.15	50,825.53
FLEX-JPM CHASE BANK 3.161% Due 12-15-07 (plano-2004)	0.00	0.00	0.00	-710,632.84	710,632.84	0.00	0.00	710,632.84
FHLB 4.000% Due 12-28-07 (3133x9sm3)	42,500.00	0.00	0.00	-50,000.00	25,000.00	17,500.00	7,294.40	32,294.40
	<u>532,170.99</u>	<u>205,868.06</u>	<u>-275,000.00</u>	<u>-2,165,594.65</u>	<u>2,281,279.20</u>	<u>578,723.60</u>	<u>2,483,440.82</u>	<u>4,764,720.02</u>
<b>GRAND TOTAL</b>	<b><u>532,170.99</u></b>	<b><u>205,868.06</u></b>	<b><u>-275,000.00</u></b>	<b><u>-2,165,594.65</u></b>	<b><u>2,281,279.20</u></b>	<b><u>578,723.60</u></b>	<b><u>2,483,440.82</u></b>	<b><u>4,764,720.02</u></b>

**Plano ISD**  
**AMORTIZATION AND ACCRETION**  
*From 05-31-06 To 08-31-06*

	Purchase Information				Amortization/Accretion Information			
	Quantity	Purchase Date	Price	Total Cost	Date To Date	Total To Date	Balance	Adjusted Cost
<b>Pooled Funds</b>								
FNMA Disc Note 0.000% Due 06-05-06 (313589xs7)	0	02-01-06	0.000	0.00	2,488.89	77,155.56	0.00	
NEW CENTER ASSET CP 0.000% Due 06-13-06 (64351vfd9)	0	03-30-06	0.000	0.00	8,050.00	50,312.50	0.00	
FNMA Disc Note 0.000% Due 06-14-06 (313589yb3)	0	01-09-06	0.000	0.00	31,850.00	382,200.00	0.00	
FHLMC Disc Note 0.000% Due 07-03-06 (313397yw5)	0	01-24-06	0.000	0.00	23,776.00	118,880.00	0.00	
	0	03-31-06	0.000	0.00	33,920.00	99,640.00	0.00	
	0			0.00	57,696.00	218,520.00	0.00	0.00
GE CAPITAL SERVICES CP 0.000% Due 07-06-06 (36959sg64)	0	10-12-05	0.000	0.00	49,233.33	375,580.00	0.00	
FHLMC 5.500% Due 07-15-06 (3134a4gk4)	0	05-19-06	0.000	0.00	-2,216.83	-2,871.80	0.00	
FHLMC Disc Note 0.000% Due 07-25-06 (313397zu8)	0	01-24-06	0.000	0.00	53,568.00	180,544.00	0.00	
FNMA Disc Note 0.000% Due 08-02-06 (313589a45)	0	02-01-06	0.000	0.00	78,275.00	229,775.00	0.00	
FHLMC Disc Note 0.000% Due 08-04-06 (313397a68)	0	01-25-06	0.000	0.00	238,400.00	711,475.00	0.00	
FNMA Disc Note 0.000% Due 08-07-06 (313589a94)	0	01-24-06	0.000	0.00	48,209.63	140,311.60	0.00	
FNMA Disc Note 0.000% Due 08-14-06 (313589b85)	0	01-24-06	0.000	0.00	137,516.67	375,383.33	0.00	
FNMA Disc Note 0.000% Due 08-15-06 (313589b93)	0	01-24-06	0.000	0.00	167,250.00	452,690.00	0.00	
FNMA Disc Note 0.000% Due 09-01-06 (313589e25)	17,000,000	02-14-06	97.435	16,563,968.89	201,582.22	436,031.11	0.00	17,000,000.00
FCAR OWNER TRUST CP 0.000% Due 09-18-06 (3024a1jj3)	6,000,000	03-29-06	97.650	5,859,005.00	74,980.00	127,140.00	13,855.00	5,986,145.00
GE CAPITAL CORP CP 0.000% Due 09-22-06 (36959jjn4)	20,000,000	02-01-06	97.010	19,401,966.67	236,133.33	544,133.33	53,900.00	19,946,100.00
FNMA Disc Note 0.000% Due 10-04-06 (313589j38)	2,500,000	04-07-06	97.568	2,439,200.00	31,075.56	49,653.33	11,146.67	2,488,853.33
FHLMC Disc Note 0.000% Due 10-23-06 (313397l66)	20,000,000	02-03-06	96.630	19,326,077.78	236,644.44	540,166.66	133,755.56	19,866,244.44
	23,000,000	02-14-06	96.737	22,249,510.00	275,080.00	595,010.00	155,480.00	22,844,520.00
	43,000,000			41,575,587.78	511,724.44	1,135,176.66	289,235.56	42,710,764.44
GE CAPITAL CORP CP 0.000% Due 11-09-06 (36959jl92)	20,000,000	02-14-06	96.456	19,291,288.89	243,288.89	526,244.44	182,466.67	19,817,533.33

***Plano ISD***  
**AMORTIZATION AND ACCRETION**  
*From 05-31-06 To 08-31-06*

	Purchase Information				Amortization/Accretion Information			
	Quantity	Purchase Date	Price	Total Cost	Date To Date	Total To Date	Balance	Adjusted Cost
GE CAPITAL SERVICES CP 0.000% Due 12-12-06 (36959smc4)	10,000,000	07-05-06	97.613	9,761,333.33	86,516.67	86,516.67	152,150.00	9,847,850.00
FNMA 3.000% Due 12-29-06 (3136f4j54)	3,000,000	03-29-06	98.511	2,955,330.00	14,944.15	25,340.07	19,329.93	2,980,670.07
FHLMC 2.800% Due 01-26-07 (3128x1uv7)	5,000,000	03-29-06	98.205	4,910,250.00	27,250.83	46,207.92	43,542.08	4,956,457.92
FHLMC Disc Note 0.000% Due 02-16-07 (313396by8)	3,000,000	04-04-06	95.675	2,870,256.00	37,536.00	61,200.00	68,544.00	2,931,456.00
FNMA 2.750% Due 03-08-07 (3136f5cv1)	5,000,000	06-16-06	98.077	4,903,850.00	27,937.92	27,937.92	68,212.08	4,931,787.92
FHLB 2.660% Due 03-26-07 (31339xj39)	1,365,000	03-30-06	97.651	1,332,929.41	8,173.11	13,769.92	18,300.67	1,346,699.33
FHLMC 5.050% Due 03-30-07 (3128x4q95)	3,000,000	03-30-06	99.918	2,997,547.26	618.22	1,041.57	1,411.17	2,998,588.83
FHLMC 4.125% Due 04-02-07 (3128x4jx0)	10,000,000	07-28-06	99.109	9,910,902.93	12,574.18	12,574.18	76,522.89	9,923,477.11
FHLB 3.250% Due 05-10-07 (3133x6u61)	5,000,000	03-29-06	98.045	4,902,250.00	22,085.47	37,449.27	60,300.73	4,939,699.27
FHLB 3.040% Due 05-21-07 (3133myur6)	4,500,000	04-17-06	97.764	4,399,359.75	23,185.43	34,526.13	66,114.12	4,433,885.88
FHLB 4.000% Due 07-27-07 (3133xabu0)	2,000,000	03-31-06	98.594	1,971,875.49	5,359.91	8,972.03	19,152.48	1,980,847.52
FHLMC 3.750% Due 08-03-07 (3128x3sm6)	1,615,000	03-30-06	98.268	1,587,028.17	5,245.52	8,837.57	19,134.26	1,595,865.74
FNMA 4.375% Due 08-17-07 (31359myw7)	5,000,000	04-28-06	98.935	4,946,726.75	10,299.24	14,105.49	39,167.76	4,960,832.24
FHLB 3.375% Due 10-05-07 (3133x8x56)	2,000,000	03-31-06	97.501	1,950,022.46	8,323.47	13,932.76	36,044.78	1,963,955.22
FHLB 3.375% Due 11-02-07 (3133x93q1)	4,010,000	03-31-06	97.329	3,902,904.21	16,991.15	28,441.71	78,654.08	3,931,345.92
FLEX-JPM CHASE BANK 3.161% Due 12-15-07 (plano-2004)	17,285,778.84	12-10-04	100.000	17,285,778.84	0.00	0.00	0.00	17,285,778.84
FHLB 4.000% Due 12-28-07 (3133x9sm3)	2,500,000	04-04-06	97.996	2,449,900.00	7,294.40	11,893.05	38,206.95	2,461,793.05
<b>PORTFOLIO TOTAL</b>				<b>188,169,261.83</b>	<b>2,483,440.82</b>	<b>6,442,200.34</b>	<b>1,355,391.86</b>	<b>191,420,386.98</b>
<b>GRAND TOTAL</b>				<b>188,169,261.83</b>	<b>2,483,440.82</b>	<b>6,442,200.34</b>	<b>1,355,391.86</b>	<b>191,420,386.98</b>

***Plano ISD***  
***Pooled Funds***  
**PROJECTED FIXED INCOME CASH FLOWS**  
*Beginning September 1, 2006*

SECURITY DESCRIPTION	SEP	OCT	NOV	DEC	JAN	FEB	MAR	APR	MAY	JUN	JUL	AUG	TOTAL
<b>AGENCY COUPON SECURITIES</b>													
FNMA 3.000% Due 12-29-06 (3136f4j54)				3,045,000.00									3,045,000.00
FHLMC 2.800% Due 01-26-07 (3128x1uv7)					5,070,000.00								5,070,000.00
FNMA 2.750% Due 03-08-07 (3136f5cv1)	68,750.00						5,068,750.00						5,137,500.00
FHLB 2.660% Due 03-26-07 (31339xj39)				18,154.50			1,374,077.25						1,392,231.75
FHLMC 5.050% Due 03-30-07 (3128x4q95)	75,750.00						3,085,008.33						3,160,758.33
FHLMC 4.125% Due 04-02-07 (3128x4jx0)	206,250.00						206,250.00	10,035,520.83					10,448,020.83
FHLB 3.250% Due 05-10-07 (3133x6u61)			81,250.00						5,081,250.00				5,162,500.00
FHLB 3.040% Due 05-21-07 (3133myur6)			68,400.00						4,568,400.00				4,636,800.00
FHLB 4.000% Due 07-27-07 (3133xabu0)					40,000.00						2,040,000.00		2,080,000.00
FHLMC 3.750% Due 08-03-07 (3128x3sm6)						30,281.25						1,645,281.25	1,675,562.50
FNMA 4.375% Due 08-17-07 (31359myw7)						109,375.00						5,109,375.00	5,218,750.00
FHLB 3.375% Due 10-05-07 (3133x8x56)		33,750.00						33,750.00					67,500.00
FHLB 3.375% Due 11-02-07 (3133x93q1)			67,668.75						67,668.75				135,337.50
FHLB 4.000% Due 12-28-07 (3133x9sm3)				50,000.00						50,000.00			100,000.00
<b>Total</b>	<b>350,750.00</b>	<b>33,750.00</b>	<b>217,318.75</b>	<b>3,113,154.50</b>	<b>5,110,000.00</b>	<b>139,656.25</b>	<b>9,734,085.58</b>	<b>10,069,270.83</b>	<b>9,717,318.75</b>	<b>50,000.00</b>	<b>2,040,000.00</b>	<b>6,754,656.25</b>	<b>47,329,960.92</b>
<b>AGENCY DISCOUNT NOTES</b>													
FNMA Disc Note 0.000% Due 09-01-06 (313589e25)	17,000,000.00												17,000,000.00
FNMA Disc Note 0.000% Due 10-04-06 (313589j38)		2,500,000.00											2,500,000.00
FHLMC Disc Note 0.000% Due 10-23-06 (313397l66)		43,000,000.00											43,000,000.00
FHLMC Disc Note 0.000% Due 02-16-07 (313396by8)						3,000,000.00							3,000,000.00
<b>Total</b>	<b>17,000,000.00</b>	<b>45,500,000.00</b>				<b>3,000,000.00</b>							<b>65,500,000.00</b>

***Plano ISD***  
***Pooled Funds***  
**PROJECTED FIXED INCOME CASH FLOWS**  
*Beginning September 1, 2006*

SECURITY DESCRIPTION	SEP	OCT	NOV	DEC	JAN	FEB	MAR	APR	MAY	JUN	JUL	AUG	TOTAL
<b>COMMERCIAL PAPER</b>													
FCAR OWNER TRUST CP 0.000% Due 09-18-06 (3024aljj3)	6,000,000.00												6,000,000.00
GE CAPITAL CORP CP 0.000% Due 09-22-06 (36959jjn4)	20,000,000.00												20,000,000.00
GE CAPITAL CORP CP 0.000% Due 11-09-06 (36959jl92)			20,000,000.00										20,000,000.00
GE CAPITAL SERVICES CP 0.000% Due 12-12-06 (36959smc4)				10,000,000.00									10,000,000.00
Total	26,000,000.00		20,000,000.00	10,000,000.00									56,000,000.00
<b>FLEXIBLE REPURCHASE AGREEMENT</b>													
FLEX-JPM CHASE BANK 3.161% Due 12-15-07 (plano-2004)				273,201.73						273,201.73			546,403.47
Total				273,201.73						273,201.73			546,403.47
<b>Grand Total</b>	<b>43,350,750.00</b>	<b>45,533,750.00</b>	<b>20,217,318.75</b>	<b>13,386,356.23</b>	<b>5,110,000.00</b>	<b>3,139,656.25</b>	<b>9,734,085.58</b>	<b>10,069,270.83</b>	<b>9,717,318.75</b>	<b>323,201.73</b>	<b>2,040,000.00</b>	<b>6,754,656.25</b>	<b>169,376,364.39</b>