



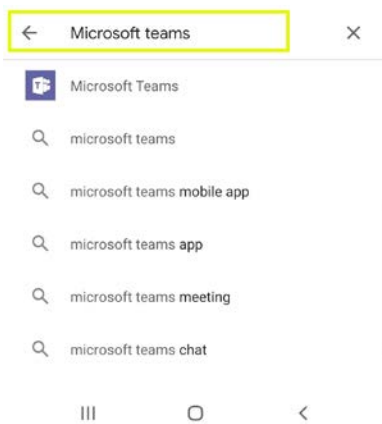
## HOW TO SETUP MICROSOFT TEAMS ON ANDROID

1. Select **“Play Store”** ICON




2. Search for **“Microsoft Teams”**

3. Choose **“Install”**

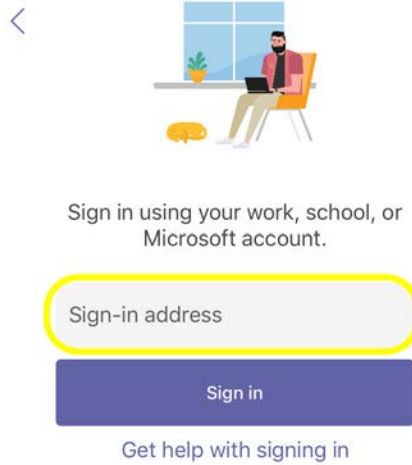


4. Choose **“Open”**.

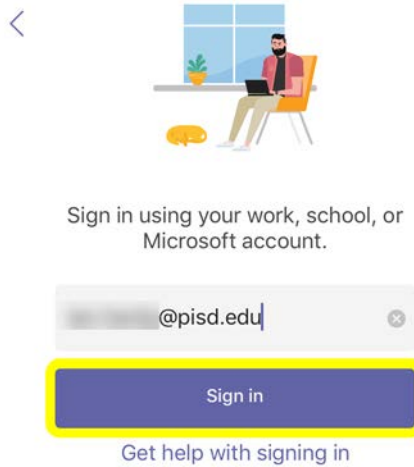


5. Complete the following using your PISD credentials.

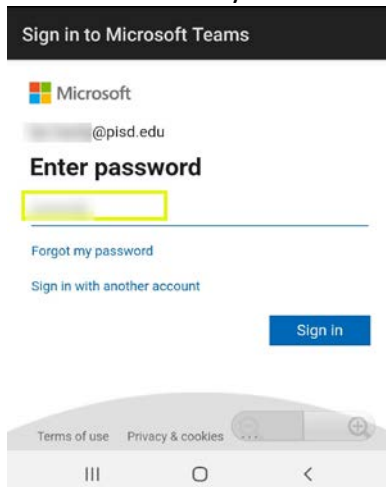
**Sign-in address:** Enter your PISD email address (Example: [jane.doe@pisd.edu](mailto:jane.doe@pisd.edu))



6. Tap Sign In



7. **Password:** Enter your PISD network password




8. Scroll thru screen. Select **“Got it”**



Create teams for staff  
activities and student clubs,  
too!

Got it



9. Your Dashboard.

