

Apps and Pages

Apps are the content building blocks of pages. You can have one or more apps on a page. You can edit your apps as well as share them with other editors. Each app offers different functionality. Each help you keep your pages interesting and organized.

- Use a **single app** to display a single type of information such as a list of links (Link Library App), classroom handouts (File Library App) or a calendar (Calendar App) on a page.
- Use **Page Types** to create pages. A page type usually consists of a one column page layout and includes one app. Page types exist for most apps.
- Use **multiple apps** when you want to organize different types of information on a single page.
- You can **share apps** with individual users or groups of users. They can add them to their pages, but they cannot edit or permanently delete them. **Sharing apps** is particularly helpful if you want the same information posted in multiple places on your website, but you only want to edit it once.
- You can enable **social media elements** (RSS Feeds, Commenting, Community Editing and Rating). Which options are available depends on the app and whether your district has **Social Media Framework**. See *Availability of Social Media Elements* for more information.

Common Apps for Your Homepage

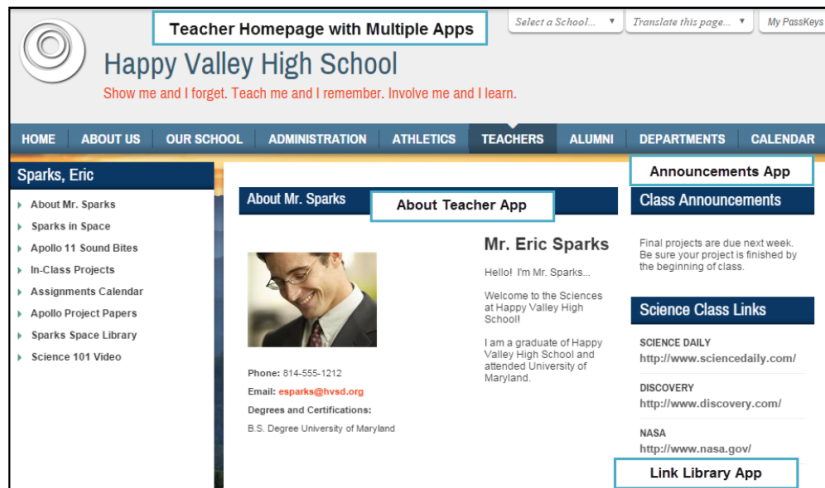
Announcements—post brief messages on your homepage.

Content App—include links and pictures within your content.

Headlines & Features—link to articles from your homepage. These tend to be longer than announcements and to remain on your website for a longer time. You might use a headline to share the results of the Science Fair or the need for substitute teachers.

Site Shortcuts—create shortcuts to other pages on your website or even to other websites or systems. You might link to school lunch menus, sports schedules or your student information system.

Upcoming Events—automatically displays events from an associated calendar.



This screenshot shows a teacher's homepage for Happy Valley High School. The page features a navigation menu with links to Home, About Us, Our School, Administration, Athletics, Teachers, Alumni, Departments, and Calendar. The main content area is divided into several sections: a sidebar for 'Sparks, Eric' with links to various resources; a central 'About Mr. Sparks' section with a photo and contact information; and a right-hand column with 'Announcements App', 'Class Announcements', 'Science Class Links', and a 'Link Library App'.



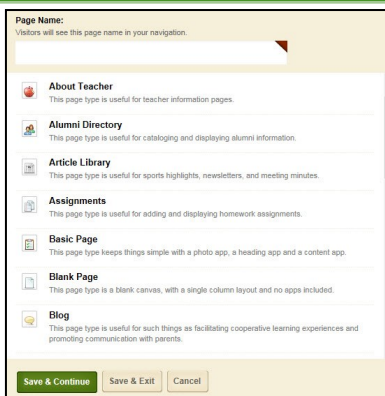
This screenshot displays a sample district homepage for Happy Valley School District. The page includes a navigation menu with links to Home, Academics, Activities, Administration, Departments, Our District, Staff, Visitors, and Calendar. The main content area is filled with various apps: a large 'District Events' app showing a calendar of events; a 'Headlines & Features App' with a 'Welcome!' message and school news; a 'Content App' with a 'Welcome to Happy Valley!' message and a paragraph about the district's commitment to education; a 'Site Shortcuts App' with links to 'Name our Mascot!' and 'District Volunteer Program'; and a 'Lunch Menu App' for 'District Schools Lunch Menu'.

Apps and Page Types

Schoolwires provides you with a set of default **apps** and a set of default **page types**. You can use any app on any page. Which apps are available for you to use is dependent upon your contract and which apps are implemented by your site administrator.

Determine the apps you use based on the type of information you wish to share as well as what will look best on your page.

If the app you choose is also a page type, use the page type to create your page. Once you create your page you can add and remove apps as you like. See *Best Practices for Apps on a Page* for more information.



Apps with Page Types

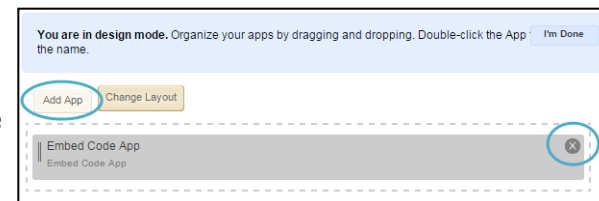
- About Teacher**—share information such as degrees and certifications and include a photograph.
- Alumni Directory**—capture alumni information including photographs.
- Article Library**—link to articles such as newsletters or stories written by your students.
- Assignments**—post homework, in-class or extra-credit assignments.
- Blog**—share multiple postings about a subject for commenting.
- Book List**—create reading lists and include cover image for each book in the list.
- Calendar**—create calendars and post simple, recurring and registration events. Within a section you can have multiple calendars. Post assignments to a calendar from within the Assignments app.
- Discussion**—share topics to encourage and spark discussion.
- File Library**—post files such as school forms, policies, meeting agendas and minutes.
- Link Library**—share links to websites of interest.
- Maps & Directions**—share maps and directions for field trips, away games and the like.
- Photo Gallery**—showcase photographs of field trips, classroom activities and the like.
- Podcast**—share audio recordings such as band or choir performances or speeches.
- Q & A**—share multiple questions of interest and answers.
- Upcoming Events**—automatically display events from an associated calendar.
- Wiki**—add postings for collaborative content contribution.

Specialty Page Types

- Basic**—Heading, Image and Content App on a two-column page.
- Blank**—one-column page with no apps.
- Department Homepage**—Heading, Content, Link Library Apps on a two-column right sidebar page.
- Teacher Homepage**—Heading, Content, Announcement, Upcoming Events Apps on a two-column right sidebar page.

If the app you wish to add does not have a page type, create your page using Blank Page Type, edit the page and add the apps you wish to use.

You can add additional apps to any Page Type. You may also change the look of your page by changing the **Page Layout**.



Apps without Page Types

- Content**—the go-to app for adding text to your page.
- Divider**—place this app on a page between apps to separate them with a variety of line styles.
- Document Viewer**—easily display a document on your end-user website.
- Embed Code**—insert third-party embed code and render it locally on your end-user website.
- Facebook-like**—allows users to like your page on Facebook.
- Google Folder**—use to link to a Google Drive™ folder.
- Heading**—display a heading on your page.
- Headlines & Features**—create headlines with links to detailed stories you write. You can include *teaser text* for each headline you add to the app.
- Image**—insert a picture on your page.
- Lunch Menu**—display daily lunches served in your cafeteria.
- MiniBase**—create databases to store and display information such as bus routes, bell schedules and course catalogs.
- Premium Video App**—build collections of videos.
- School Directory**—maintain schools and the district site information.
- Site Shortcuts**—create links to other website pages and external websites.
- Staff Directory**—add and maintain information about staff members.
- Table**—create tables on your page.
- Twitter Share**—allows users to tweet with a link to your page.
- Upcoming Events**—display future events linked to a Calendar App.

Additional App Information

Use the **How Do I** tab to locate articles, guides, tutorials and other resources about a topic. Enter your topic of interest in the search box and press <Enter>.

