

MISSION

The mission of the Plano Independent School District is to provide an excellent education for each student.

VISION

Plano ISD schools empower students to be able to adapt to new learning and career opportunities throughout their lives, collaborate with, and contribute to, the global community and to be disciplined and creative in their thinking.

DISTRICT GOALS

Plano ISD has two major ongoing district goals:

- Ensure continued improvement in student learning.
- Ensure efficient use of financial resources/budgeting.

STRATEGIC GOALS

- Student learning
- Community connectedness
- Capacity development
- Data-informed decision-making



PLANO INDEPENDENT SCHOOL DISTRICT
2700 W. 15th Street
Plano, TX 75075
469.752.8100
www.pisd.edu

OUR DISTRICT

Staff Profile (6,538 district employees)



Caucasian	76.6%
Hispanic	11.4%
African American	5.5%
Asian	3.9%
Two or More Races	1.9%
American Indian	0.5%
Pacific Islander	0.1%

Careers in Plano ISD: www.pisd.edu/employment

Student-to-Teacher Ratio



K-4th Grade – 22 : 1
5th Grade – 26 : 1

Afterschool Program

The PASAR afterschool program is available for grades K-5 at all Plano ISD elementary schools.

Special Education

Plano ISD provides special education services for students with disabilities, ages 3-21, who have a need for specially designed instruction. Plano ISD believes in educating students in the least restrictive environment.


End of Course (EOC) Exams

Students must “meet standard” on EOC exams in algebra, biology, U.S. History, English 1 and English 2. This EOC requirement does not apply to students enrolling in Texas public schools having previously earned these course credits.

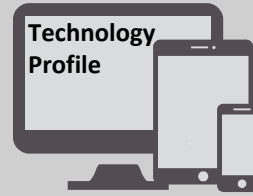
Superior Financial Results

Plano ISD proves annually its excellent stewardship of a more than \$400,000,000 operating budget. In 2013, financial agencies gave Plano ISD the highest bond rating possible for school districts; a critical tax ratification election was held and approved by voters; and the district was recognized for 30 years of excellence in financial reporting.

TOTAL TAXABLE BASE OF DISTRICT
\$38.8 Billion
APPLIED TAX RATE
\$1.453/\$100 valuation



Strong bond programs ensure facilities are fresh and innovative.



Technology Profile

In addition to a robust technology plan and thorough implementation, we encourage the use of personal mobile devices as learning tools, with 30,000 devices connecting to the Plano ISD wireless network.



ACADEMY PROGRAMS OF PLANO



The Academy Programs of Plano provide students with more choices in what and how they learn.

Languages Other Than English (LOTE)

American Sign Language, Chinese, French, German, Latin and Spanish are taught in the LOTE program.

Character Education

- Two Plano ISD schools captured 2012 Promising Practice awards through the national Character Education Partnership (CEP).
- Plano ISD uses R-Time, designed to prevent conflicts through communications skills and acceptance.

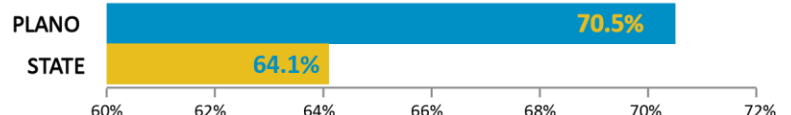


Plano ISD offers an array of curricular and extracurricular activities. Students are able to find their fit through student-led clubs and a full complement of award-winning fine arts and athletics programs. Young scholars, artists and athletes have brought numerous regional, state and national awards to the district, including 40 state championship sports teams.

Grade Level Alignment:

Early Childhood Schools (Pre-K); Elementary Schools (K-5); Middle Schools (6-8); High Schools (9-10); Senior High Schools (11-12); Special Programs (K-8); Special Programs (9-12); Plano ISD Academy High School (9-12); IB World School at Plano East (9-12 for IB students only)

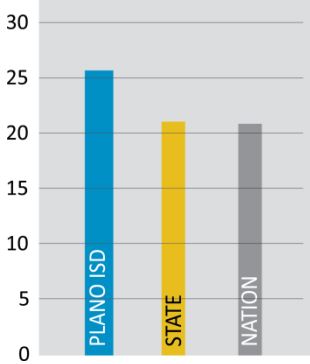
Instructional % of Budget expenditure ratio



Average Annual Expenditure/Student
\$7,805

OUR STUDENTS

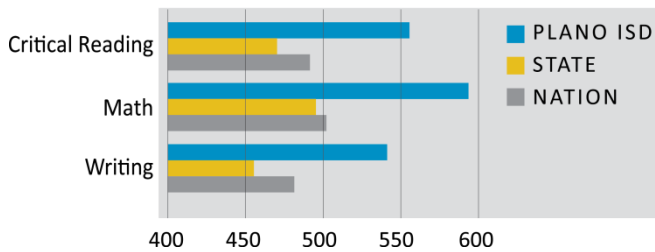
2013 ACT Composite Scores



Post-Secondary Readiness

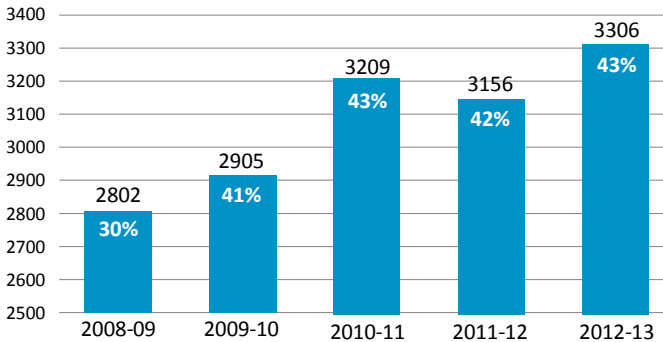
SAT and ACT scores in Plano ISD exceed state and national averages. The incomparable performance of Plano ISD students on these exams and boasting two U.S. Presidential Scholars and 208 National Merit Scholarship Semifinalists over the past two years provides a competitive edge for college admission and higher education success. In 2013, 2,682 Plano ISD seniors (71% of the class) took the SAT and 1,964 (52%) took the ACT.

2013 SAT Average Scores



Additionally, a significant number of students take Advanced Placement (AP) courses and participate in the International Baccalaureate (IB) program, as well as Collin College dual enrollment.

AP Exam Participation in Plano ISD Senior High Schools (percentages based on annual enrollment)



Career and Technical Education (CTE) offers students opportunities to learn skills they may use in college, a career after graduation and/or as a financial means to help further their education. In 2012, Plano ISD CTE students received 1,034 certifications/licensures, over 180 students participated in career preparation courses with area business partners; 367 practicum and internships were completed by CTE students; and many Plano ISD CTE students qualified for college credit through Collin College.

Achievements

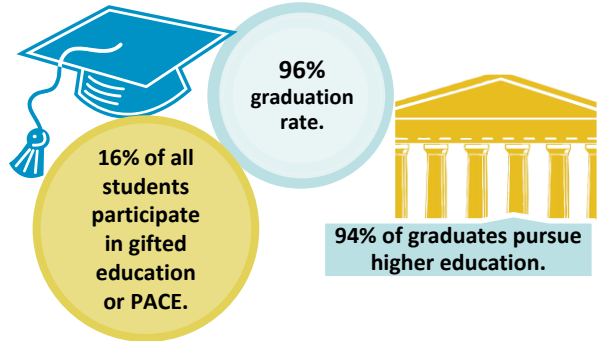
- Plano ISD was one of 477 school districts in the U.S. and Canada and 14 school districts in Texas to be honored by the College Board with placement on the 4th Annual AP[®] District Honor Roll in 2013.
- Plano ISD has been awarded one of the "Best 100 Communities for Music Education in America" in surveys conducted by several national music and education organizations.
- Twenty-three Plano ISD schools have captured the prestigious National Blue Ribbon Schools of Excellence honor, awarded by the U.S. Department of Education.
- Plano ISD's three senior high schools were named to among the Best Public High Schools in the Dallas-Ft. Worth in the 2015 Niche Rankings (niche.com), whose rankings are based on opinions from students and parents.

Student Profile



Enrollment	
Elementary (Pre-K – 5)	25,779
Middle (6 – 8)	12,623
High (9 – 10)	8,202
Senior High (11 – 12)	8,235
Total Enrollment	54,839

Caucasian	41.27%
Hispanic	22.62%
Asian	21.09%
African American	11.29%
Two or More Races	3.38%
American Indian	0.29%
Pacific Islander/Native Hawaiian	0.06%



Number of Plano ISD Schools

Early Childhood (Pre-K)	3
Elementary (K – 5)	44
Middle (6 – 8)	13
High (9 – 10)	6
Senior High (11 – 12)	3
Academy High School (9 – 12)	1
Special Programs Centers (K – 8 & 9 – 12)	2
Total	72