



**\*\*IMPORTANT\*\***

Please make sure to use the Join Code received upon submitting your payment on the Total Registration website.

**AP STUDENTS**

HomeSchool sections were titled "**Independent Study/ Home School**".

# Joining Your AP Class Section

Use a phone, tablet, or computer to join your AP® courses online, so you can get feedback on your progress and register for AP Exams.

Write your join code(s) here:

Course \_\_\_\_\_ Course \_\_\_\_\_ Course \_\_\_\_\_ Course \_\_\_\_\_

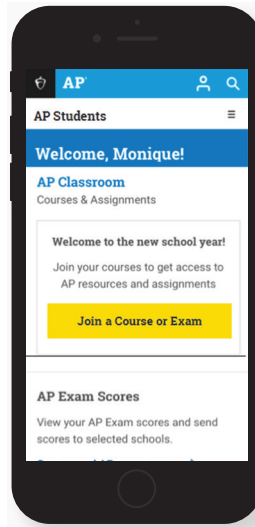
Code \_ \_ \_ \_ \_ Code \_ \_ \_ \_ \_ Code \_ \_ \_ \_ \_ Code \_ \_ \_ \_ \_



**1 SIGN IN**

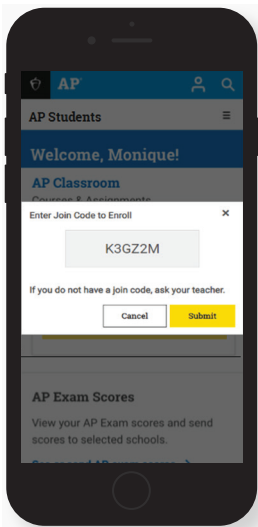
Sign in to [myap.collegeboard.org](https://myap.collegeboard.org) with your College Board account. This is the same login you use to access your AP scores, PSAT/NMSQT® scores, or register for the SAT®. If you don't have a student account, click the **Create Account** link.

Sign in to access your AP or Pre-AP resources and tools including AP Classroom.



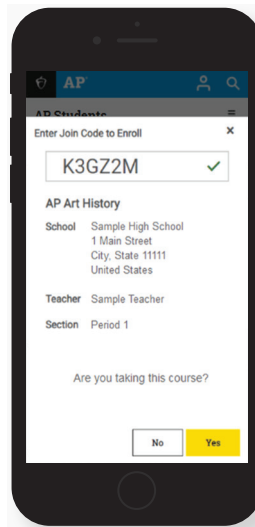
**2 JOIN A COURSE**

Click the **Join a Course or Exam** button. Before you do this, make sure you have the six-character join code from your teacher. You'll need it to join a class section.



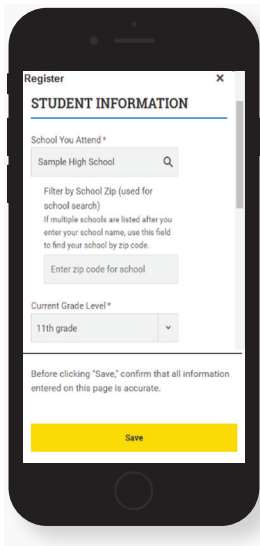
**3 SUBMIT YOUR JOIN CODE**

Enter the join code your teacher gave you. Click **Submit**.



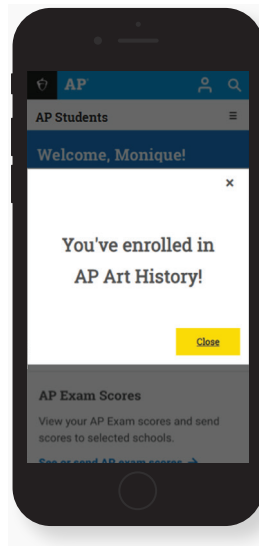
**4 VERIFY COURSE INFORMATION**

Make sure the information that comes up is for the course you're taking. If it is, click **Yes**.



## 5 FILL OUT REGISTRATION INFORMATION

The first time you enroll in an AP course in My AP, you'll need to fill out some registration information. It's important to provide accurate information. You only have to do this once.



## 6 CONGRATULATIONS!

You're enrolled in your AP course. If you're taking multiple AP courses, repeat steps 2-4 for each course you're taking this year, using the unique join code for each course.

## College Board Account Tips

You need a College Board account to join your AP class section, receive AP assignments from your teacher, and register for AP Exams. If you don't already have an account, please sign up at [collegeboard.org/register](https://collegeboard.org/register). A family member shouldn't create an account for you. Keep your account information in a safe place only you can access.

### DO YOU ALREADY HAVE AN ACCOUNT?

All College Board programs are connected through one account, so if you created one for AP, PSAT/NMSQT, SAT, or BigFuture Opportunity Scholarships, you're all set.

## IF YOU HAVE TROUBLE SIGNING IN TO YOUR ACCOUNT

- If you can't remember your login information, follow the "Need help signing in?" links at [myap.collegeboard.org](https://myap.collegeboard.org).
- If a family member set up your account, ask them for the login information. You may want them to sit with you while you sign in.
- If you can't remember the answers to your security questions, see if a family member has them.