


**Grades Served** K-5 **Student Enrollment Details** 598 Students Enrolled **District** PLANO ISD  
**Address** 720 PLEASANT VALLEY LN, RICHARDSON, TX 75080

**CHANGE OVER TIME**

**HOW WELL DID THIS SCHOOL PERFORM OVERALL?**



89 out of 100

This shows how well this school prepared students for success, both in school and after high school in college, a career, or the military.

**CHANGE OVER TIME**

2017-18  
**Met Standard**  
 91 out of 100

2018-19  
**B**  
 89 out of 100

This section showcases annually the overall grade of this campus to showcase their improvement over time. The overall grade is based on performance in the three domains listed below.

**OVERALL PERFORMANCE DETAILS**


**STUDENT ACHIEVEMENT**



90 out of 100

Student Achievement shows how much students know and are able to do at the end of the school year.


**SCHOOL PROGRESS**



88 out of 100

School Progress shows how students perform over time and how that growth compares to similar schools.

**CLOSING THE GAPS**



88 out of 100

The Closing the Gaps domain tells us how well different populations of students in a district are performing.

**WHERE DID THIS SCHOOL PERFORM EXCEPTIONALLY WELL?**

- ✗ ACADEMIC ACHIEVEMENT IN SCIENCE
- ✗ TOP 25%: COMPARATIVE ACADEMIC GROWTH
- ✗ ACADEMIC ACHIEVEMENT IN MATHEMATICS
- ✗ POST-SECONDARY READINESS

- ✗ ACADEMIC ACHIEVEMENT IN ENGLISH LANGUAGE ARTS/READING
- ✗ TOP 25%: COMPARATIVE CLOSING THE GAPS

**Grades Served** K-5 **Student Enrollment Details** 598 Students Enrolled **District** PLANO ISD

**Address** 720 PLEASANT VALLEY LN, RICHARDSON, TX 75080

**HOW ARE SCORES CALCULATED?**

**STUDENT ACHIEVEMENT**

The Student Achievement score is based on STAAR performance only, for this school.

**SCHOOL PROGRESS**

*The higher score of Academic Growth or Relative Performance is used.*

Component	Score	% of grade
Academic Growth	88	100%
Relative Performance	72	
Total	88	100%

**CLOSING THE GAPS**

Component	Score	% of grade
Grade Level Performance	90	30.0%
Academic Growth/Graduation Rate	93	50.0%
English Language Proficiency	100	10.0%
Student Achievement	91	10.0%
Total	88	100%