

Plano Independent School District

Haggard Middle School

2022-2023



Board Approval Date: September 20, 2022

Mission Statement

Meet me where I am and take me to places where I have yet to go!

Vision

The vision of Haggard Middle School is to be:

Committed to Excellence

Dedicated to Learning

Powered by Learning

Plano ISD Proud!

Table of Contents

- Comprehensive Needs Assessment 4
- Priority Problem Statements 4
- Comprehensive Needs Assessment Data Documentation 5
- Goals 6
 - Goal 1: DIP - Plano ISD will increase student learning as evidenced by an increase in the percentage of students performing at the Meets grade level standard on STAAR/EOC Reading from 2022 to 2023. 7
 - Goal 2: DIP - Plano ISD will increase student learning as evidenced by an increase in the percentage of students performing at the Meets grade level standard on STAAR/EOC Math from 2022 to 2023. 7
 - Goal 3: DIP - Plano ISD will increase student learning in Science as evidenced by an increase in the percentage of students performing at the Meets grade level standard on STAAR/EOC Science from 2022 to 2023. 8
 - Goal 4: DIP - Plano ISD will increase student learning in Social Studies as evidenced by an increase in the percentage of students performing at the Meets grade level standard on STAAR 8 Social Studies and STAAR/EOC U.S. History from 2022 to 2023. 9
- SBIC 10
- Campus Funding Summary 11
- Addendums 12

Comprehensive Needs Assessment

Priority Problem Statements

Comprehensive Needs Assessment Data Documentation







The following data were used to verify the comprehensive needs assessment analysis:

Goals

Goal 1: DIP - Plano ISD will increase student learning as evidenced by an increase in the percentage of students performing at the Meets grade level standard on STAAR/EOC Reading from 2022 to 2023.

Performance Objective 1: The percent of Haggard students that score Meets grade level or above on STAAR Reading 6-8 will increase from 64% in 2022 to 65% by June 2022. The English Learner student group performance will increase from 45% in 2022 to 47% in 2023. The Economically Disadvantaged student group performance will increase from 46% in 2022 to 48% in 2023.







Evaluation Data Sources: 2023 STAAR Reading

Strategy 1 Details	Formative Reviews		
<p>Strategy 1: Provide targeted intervention to address students understanding of characteristics and structured elements of informational text.</p> <p>Strategy's Expected Result/Impact: An increase in student performance in all target areas.</p> <p>Staff Responsible for Monitoring: Administration and ELAR teachers.</p> <p>TEA Priorities: Build a foundation of reading and math</p> <p>- ESF Levers: Lever 4: High-Quality Curriculum, Lever 5: Effective Instruction</p>	Formative		
	Nov	Feb	June
			
Strategy 2 Details	Formative Reviews		
<p>Strategy 2: Curricular teams will plan using the collaborative team framework to focus on essential standards and use data to make instructional decisions.</p> <p>Strategy's Expected Result/Impact: Increase MAP projection and growth</p> <p>Staff Responsible for Monitoring: Department Chairs</p>	Formative		
	Nov	Feb	June
			
 No Progress  Accomplished  Continue/Modify  Discontinue			

Goal 2: DIP - Plano ISD will increase student learning as evidenced by an increase in the percentage of students performing at the Meets grade level standard on STAAR/EOC Math from 2022 to 2023.

Performance Objective 1: The percent of Haggard students that score Meets grade level or above on STAAR Math 6-8 will increase from 53% in 2022 to 54% by June 2023. The Special Education student group performance will increase from 28% in 2022 to 31% in 2023. The Economically Disadvantaged student group performance will increase from 33% in 2022 to 35% in 2023.







Evaluation Data Sources: 2023 STAAR Math

Strategy 1 Details	Formative Reviews		
<p>Strategy 1: Provide targeted interventions to address student academic needs, close performance gaps, provide instructional support, and raise student achievement.</p> <p>Strategy's Expected Result/Impact: Walkthrough data</p> <p>Staff Responsible for Monitoring: Department Chair</p> <p>TEA Priorities: Build a foundation of reading and math</p>	Formative		
	Nov	Feb	June
	 10%		
Strategy 2 Details	Formative Reviews		
<p>Strategy 2: Curricular teams will plan using the collaborative team framework to focus on essential standards and use data to make instructional decisions.</p> <p>Strategy's Expected Result/Impact: Increase MAP projection and growth</p> <p>Staff Responsible for Monitoring: Department Chairs</p>	Formative		
	Nov	Feb	June
	 5%		
 No Progress  Accomplished  Continue/Modify  Discontinue			

Goal 3: DIP - Plano ISD will increase student learning in Science as evidenced by an increase in the percentage of students performing at the Meets grade level standard on STAAR/EOC Science from 2022 to 2023.

Performance Objective 1: The percent of Haggard students that score Meets grade level or above on STAAR Science 8 will increase from 51% in 2022 to 52% by June 2023. The English Learner student group performance will increase from 28% in 2022 to 30% in 2023. The Economically Disadvantaged student group performance will increase from 38% in 2022 to 40% in 2023.







Evaluation Data Sources: 2023 STAAR Science

Strategy 1 Details	Formative Reviews		
<p>Strategy 1: Provide targeted interventions to address student academic needs, close performance gaps, provide instructional support, and raise student achievement.</p> <p>Strategy's Expected Result/Impact: Walkthrough data</p> <p>Staff Responsible for Monitoring: Department Chair</p> <p>TEA Priorities: Build a foundation of reading and math</p>	Formative		
	Nov	Feb	June
			
Strategy 2 Details	Formative Reviews		
<p>Strategy 2: Curricular teams will plan using the collaborative team framework to focus on essential standards and use data to make instructional decisions.</p> <p>Strategy's Expected Result/Impact: Increase MAP projection and growth</p> <p>Staff Responsible for Monitoring: Department Chairs</p>	Formative		
	Nov	Feb	June
			
 No Progress  Accomplished  Continue/Modify  Discontinue			

Goal 4: DIP - Plano ISD will increase student learning in Social Studies as evidenced by an increase in the percentage of students performing at the Meets grade level standard on STAAR 8 Social Studies and STAAR/EOC U.S. History from 2022 to 2023.

Performance Objective 1: The percent of Haggard students that score Meets grade level or above on STAAR Social Studies 8 will increase from 18% in 2022 to 19% by June 2023. The English Learner student group performance will increase from 4% in 2022 to 7% in 2023. The Economically Disadvantaged student group will increase from 18% in 2022 to 20% in 2023.

Evaluation Data Sources: 2023 STAAR Social Studies

Strategy 1 Details	Formative Reviews		
<p>Strategy 1: Provide targeted interventions to address student academic needs, close performance gaps, provide instructional support, and raise student achievement.</p> <p>Strategy's Expected Result/Impact: Walkthrough data</p> <p>Staff Responsible for Monitoring: Department Chair</p> <p>TEA Priorities: Build a foundation of reading and math</p>	Formative		
	Nov	Feb	June
			
Strategy 2 Details	Formative Reviews		
<p>Strategy 2: Curricular teams will plan using the collaborative team framework to focus on essential standards and use data to make instructional decisions.</p> <p>Strategy's Expected Result/Impact: Increase student mastery of essential standards as evidenced by passing 9 weeks grades.</p> <p>Staff Responsible for Monitoring: Department Chairs</p>	Formative		
	Nov	Feb	June
			
 No Progress  Accomplished  Continue/Modify  Discontinue			

SBIC

Committee Role	Name	Position
Administrator	Bryan McCord	Principal
Administrator	Aretha Lee	Assistant Principal
Administrator	Mathew Duckworth	Assistant Principal
Classroom Teacher	Rebecca Grant	Math Department Head
Classroom Teacher	Melissa Harris	Science Department Head
Classroom Teacher	Mandy Rhodes	English Department Head
Classroom Teacher	Lew Savage	Social Studies Department Head
Parent	Lindi Buscetta	Parent
Parent	Margie Riddell	Parent
Classroom Teacher	Blair Wentworth	Special Education Department Head
Non-classroom Professional	Ariadne Pereira	Lead Counselor
Classroom Teacher	Taylor Watson	Math Teacher
Paraprofessional	Lisa Strickland	Office Manager
Non-classroom Professional	Shasta Samuels	504/MTSS
Community Representative	Heather Richardson	Community Member
Classroom Teacher	Alan Klein	Athletic Director
District-level Professional	Debbie Brannon	Secondary ELAR Curriculum Coordinator
Business Representative	Rod Evans	Business Representative

Campus Funding Summary

199 State Comp Ed					
Goal	Objective	Strategy	Resources Needed	Account Code	Amount
					\$0.00
Sub-Total					\$0.00
Budgeted Fund Source Amount					\$3,290.00
+/- Difference					\$3,290.00
199 Bilingual/ESL/ELL					
Goal	Objective	Strategy	Resources Needed	Account Code	Amount
					\$0.00
Sub-Total					\$0.00
Budgeted Fund Source Amount					\$288.00
+/- Difference					\$288.00
282 ESSER III					
Goal	Objective	Strategy	Resources Needed	Account Code	Amount
					\$0.00
Sub-Total					\$0.00
Budgeted Fund Source Amount					\$14,795.00
+/- Difference					\$14,795.00
Grand Total Budgeted					\$18,373.00
Grand Total Spent					\$0.00
+/- Difference					\$18,373.00

Addendums

HB3 Campus Goals - All Grades STAAR at Meets Standard

Haggard

2022 Rates: Based on percent of students at STAAR All Grades Meets Grade Level standard on Accountability Subset based on Domain 1 Rules.

2022 Number Tested: If students at Meets standard is less than 5, the number of students tested is not displayed for masking rules.

Campus 2027 Goal for each student group based on the increase for each group required at the district level.

Target for interim years based achieving increases of 12% in 2023, 15% in 2024, 18% in 2025, 25% in 2026, and 30% in 2027 of the required overall increase from 2022 to 2027.

Reading

Grade 6

Year	African American	Hispanic	White	American Indian	Asian	Pacific Islander	Special Ed.	Eco Disadv.	Former Spec. Ed.	EL Current	Cont. Enrolled	Non-Cont.	All
2022 # of Students	16	51	135	1	27	0	35	45	12	29	185	53	238
2022	25	45	63	100	78		29	29	67	41	62	47	58
2023	27	47	64	100	79		32	31	68	43	63	48	59
2024	29	49	64	100	79		35	33	68	45	63	50	59
2025	31	51	65	100	80		39	35	69	48	64	52	60
2026	35	55	67	100	82		45	39	71	52	66	55	62
2027	39	59	68	100	83		52	43	72	57	67	58	63

HB3 Campus Goals - All Grades STAAR at Meets Standard

Haggard

2022 Rates: Based on percent of students at STAAR All Grades Meets Grade Level standard on Accountability Subset based on Domain 1 Rules.

2022 Number Tested: If students at Meets standard is less than 5, the number of students tested is not displayed for masking rules.

Campus 2027 Goal for each student group based on the increase for each group required at the district level.

Target for interim years based achieving increases of 12% in 2023, 15% in 2024, 18% in 2025, 25% in 2026, and 30% in 2027 of the required overall increase from 2022 to 2027.

Reading											Grade 7		
Year	African American	Hispanic	White	American Indian	Asian	Pacific Islander	Special Ed.	Eco Disadv.	Former Spec. Ed.	EL Current	Cont. Enrolled	Non-Cont.	All
2022 # of Students	24	42	130	1	18	0	36	62	15	15	182	43	225
2022	50	50	73	100	94		33	48	87	53	68	63	67
2023	52	52	74	100	95		36	50	88	55	69	64	68
2024	54	54	74	100	95		39	52	88	57	69	66	68
2025	56	56	75	100	96		43	54	89	60	70	68	69
2026	60	60	77	100	98		49	58	91	64	72	71	71
2027	64	64	78	100	99		56	62	92	69	73	74	72

HB3 Campus Goals - All Grades STAAR at Meets Standard

Haggard

2022 Rates: Based on percent of students at STAAR All Grades Meets Grade Level standard on Accountability Subset based on Domain 1 Rules.

2022 Number Tested: If students at Meets standard is less than 5, the number of students tested is not displayed for masking rules.

Campus 2027 Goal for each student group based on the increase for each group required at the district level.

Target for interim years based achieving increases of 12% in 2023, 15% in 2024, 18% in 2025, 25% in 2026, and 30% in 2027 of the required overall increase from 2022 to 2027.

Reading

Grade 8

Year	African American	Hispanic	White	American Indian	Asian	Pacific Islander	Special Ed.	Eco Disadv.	Former Spec. Ed.	EL Current	Cont. Enrolled	Non-Cont.	All
2022 # of Students	17	63	155	1	26	0	30	66	12	25	227	51	278
2022	41	63	68	100	69		27	56	67	44	67	61	65
2023	43	65	69	100	70		30	58	68	46	68	62	66
2024	45	67	69	100	70		33	60	68	48	68	64	66
2025	47	69	70	100	71		37	62	69	51	69	66	67
2026	51	73	72	100	73		43	66	71	55	71	69	69
2027	55	77	73	100	74		50	70	72	60	72	72	70

HB3 Campus Goals - All Grades STAAR at Meets Standard

Haggard

2022 Rates: Based on percent of students at STAAR All Grades Meets Grade Level standard on Accountability Subset based on Domain 1 Rules.

2022 Number Tested: If students at Meets standard is less than 5, the number of students tested is not displayed for masking rules.

Campus 2027 Goal for each student group based on the increase for each group required at the district level.

Target for interim years based achieving increases of 12% in 2023, 15% in 2024, 18% in 2025, 25% in 2026, and 30% in 2027 of the required overall increase from 2022 to 2027.

Reading											All Grades		
Year	African American	Hispanic	White	American Indian	Asian	Pacific Islander	Special Ed.	Eco Disadv.	Former Spec. Ed.	EL Current	Cont. Enrolled	Non-Cont.	All
2022 # of Students	57	156	420	3	71	0	101	173	39	69	594	147	741
2022	40	54	68	100	79		30	46	74	45	65	56	64
2023	42	56	69	100	80		33	48	75	47	66	57	65
2024	44	58	69	100	80		36	50	75	49	66	59	65
2025	46	60	70	100	81		40	52	76	52	67	61	66
2026	50	64	72	100	83		46	56	78	56	69	64	68
2027	54	68	73	100	84		53	60	79	61	70	67	69

HB3 Campus Goals - All Grades STAAR at Meets Standard

Haggard

2022 Rates: Based on percent of students at STAAR All Grades Meets Grade Level standard on Accountability Subset based on Domain 1 Rules.

2022 Number Tested: If students at Meets standard is less than 5, the number of students tested is not displayed for masking rules.

Campus 2027 Goal for each student group based on the increase for each group required at the district level.

Target for interim years based achieving increases of 12% in 2023, 15% in 2024, 18% in 2025, 25% in 2026, and 30% in 2027 of the required overall increase from 2022 to 2027.

Math

Grade 6

Year	African American	Hispanic	White	American Indian	Asian	Pacific Islander	Special Ed.	Eco Disadv.	Former Spec. Ed.	EL Current	Cont. Enrolled	Non-Cont.	All
2022 # of Students	15	51	134	1	27	0	34	44	12	29	184	52	236
2022	7	35	46	100	56		21	11	33	38	45	33	42
2023	10	37	47	100	57		24	13	34	40	46	35	43
2024	13	40	49	100	59		27	16	36	42	48	37	45
2025	16	44	51	100	61		31	20	38	45	50	40	47
2026	22	48	53	100	63		36	24	40	49	52	44	49
2027	28	54	56	100	66		43	30	43	54	55	49	52

HB3 Campus Goals - All Grades STAAR at Meets Standard

Haggard

2022 Rates: Based on percent of students at STAAR All Grades Meets Grade Level standard on Accountability Subset based on Domain 1 Rules.

2022 Number Tested: If students at Meets standard is less than 5, the number of students tested is not displayed for masking rules.

Campus 2027 Goal for each student group based on the increase for each group required at the district level.

Target for interim years based achieving increases of 12% in 2023, 15% in 2024, 18% in 2025, 25% in 2026, and 30% in 2027 of the required overall increase from 2022 to 2027.

Math											Grade 7		
Year	African American	Hispanic	White	American Indian	Asian	Pacific Islander	Special Ed.	Eco Disadv.	Former Spec. Ed.	EL Current	Cont. Enrolled	Non-Cont.	All
2022 # of Students	19	27	65	0	7	0	31	44	6	10	95	32	127
2022	32	22	25		57		23	16	33	20	27	28	28
2023	35	24	26		58		26	18	34	22	28	30	29
2024	38	27	28		60		29	21	36	24	30	32	31
2025	41	31	30		62		33	25	38	27	32	35	33
2026	47	35	32		64		38	29	40	31	34	39	35
2027	53	41	35		67		45	35	43	36	37	44	38

HB3 Campus Goals - All Grades STAAR at Meets Standard

Haggard

2022 Rates: Based on percent of students at STAAR All Grades Meets Grade Level standard on Accountability Subset based on Domain 1 Rules.

2022 Number Tested: If students at Meets standard is less than 5, the number of students tested is not displayed for masking rules.

Campus 2027 Goal for each student group based on the increase for each group required at the district level.

Target for interim years based achieving increases of 12% in 2023, 15% in 2024, 18% in 2025, 25% in 2026, and 30% in 2027 of the required overall increase from 2022 to 2027.

Math

Grade 8

Year	African American	Hispanic	White	American Indian	Asian	Pacific Islander	Special Ed.	Eco Disadv.	Former Spec. Ed.	EL Current	Cont. Enrolled	Non-Cont.	All
2022 # of Students	22	79	221	2	37	0	35	84	21	30	315	63	378
2022	50	53	71	100	81		40	54	76	53	70	57	67
2023	53	55	72	100	82		43	56	77	55	71	59	68
2024	56	58	74	100	84		46	59	79	57	73	61	70
2025	59	62	76	100	86		50	63	81	60	75	64	72
2026	65	66	78	100	88		55	67	83	64	77	68	74
2027	71	72	81	100	91		62	73	86	69	80	73	77

HB3 Campus Goals - All Grades STAAR at Meets Standard

Haggard

2022 Rates: Based on percent of students at STAAR All Grades Meets Grade Level standard on Accountability Subset based on Domain 1 Rules.

2022 Number Tested: If students at Meets standard is less than 5, the number of students tested is not displayed for masking rules.

Campus 2027 Goal for each student group based on the increase for each group required at the district level.

Target for interim years based achieving increases of 12% in 2023, 15% in 2024, 18% in 2025, 25% in 2026, and 30% in 2027 of the required overall increase from 2022 to 2027.

Math											All Grades		
Year	African American	Hispanic	White	American Indian	Asian	Pacific Islander	Special Ed.	Eco Disadv.	Former Spec. Ed.	EL Current	Cont. Enrolled	Non-Cont.	All
2022 # of Students	56	157	420	3	71	0	100	172	39	69	594	147	741
2022	32	42	56	100	69		28	33	56	42	55	42	53
2023	35	44	57	100	70		31	35	57	44	56	44	54
2024	38	47	59	100	72		34	38	59	46	58	46	56
2025	41	51	61	100	74		38	42	61	49	60	49	58
2026	47	55	63	100	76		43	46	63	53	62	53	60
2027	53	61	66	100	79		50	52	66	58	65	58	63

HB3 Campus Goals - All Grades STAAR at Meets Standard

Haggard

2022 Rates: Based on percent of students at STAAR All Grades Meets Grade Level standard on Accountability Subset based on Domain 1 Rules.

2022 Number Tested: If students at Meets standard is less than 5, the number of students tested is not displayed for masking rules.

Campus 2027 Goal for each student group based on the increase for each group required at the district level.

Target for interim years based achieving increases of 12% in 2023, 15% in 2024, 18% in 2025, 25% in 2026, and 30% in 2027 of the required overall increase from 2022 to 2027.

Science 8

Grade 8

Year	African American	Hispanic	White	American Indian	Asian	Pacific Islander	Special Ed.	Eco Disadv.	Former Spec. Ed.	EL Current	Cont. Enrolled	Non-Cont.	All
2022 # of Students	17	63	155	1	26	0	30	66	12	25	227	51	278
2022	41	41	55	0	65		27	38	58	28	54	37	51
2023	43	43	56	1	66		30	40	59	30	55	38	52
2024	46	45	56	1	66		33	42	59	33	55	40	52
2025	49	47	57	2	67		37	45	60	36	56	42	53
2026	53	51	59	4	69		42	49	62	40	58	45	55
2027	58	55	60	5	70		49	53	63	45	59	49	56

HB3 Campus Goals - All Grades STAAR at Meets Standard

Haggard

2022 Rates: Based on percent of students at STAAR All Grades Meets Grade Level standard on Accountability Subset based on Domain 1 Rules.

2022 Number Tested: If students at Meets standard is less than 5, the number of students tested is not displayed for masking rules.

Campus 2027 Goal for each student group based on the increase for each group required at the district level.

Target for interim years based achieving increases of 12% in 2023, 15% in 2024, 18% in 2025, 25% in 2026, and 30% in 2027 of the required overall increase from 2022 to 2027.

Social Studies 8

Grade 8

Year	African American	Hispanic	White	American Indian	Asian	Pacific Islander	Special Ed.	Eco Disadv.	Former Spec. Ed.	EL Current	Cont. Enrolled	Non-Cont.	All
2022 # of Students	17	63	155	1	26	0	30	66	12	25	227	51	278
2022	18	14	19	0	23		13	18	25	4	19	16	18
2023	20	16	20	2	24		16	20	26	7	20	18	19
2024	23	19	22	4	26		19	23	28	10	22	20	21
2025	27	23	24	6	28		23	27	30	13	24	23	23
2026	32	28	26	9	30		28	32	32	19	26	27	25
2027	38	34	29	13	33		35	38	35	25	29	31	28

CAMPUS APPENDIX

STATE MANDATES IMPLEMENTATION REFERENCE

Texas law and Board Policies mandate the following be addressed with strategies for improving student performance. To increase the LEA's ability to focus on a limited number of targeted initiatives in this improvement plan, the LEA will plan, implement, monitor and evaluate the following mandates through other procedures and practices. When requested, the LEA Person Responsible will report progress to the site-based committee.

LEA Person Responsible for update	Mandate	Reference	Location of Documentation
Principal, Executive Director for Student & Family Services	<p>Bullying</p> <p>Staff Prevention</p> <ul style="list-style-type: none"> ● Identify high risk areas ● Monitor high risk areas ● Follow campus rules/expectations <p>Staff Education</p> <ul style="list-style-type: none"> ● Participate in annual staff training on bullying/sexual harassment/suicide prevention/trauma informed practices/human trafficking ● Review referral process <p>Staff Intervention</p> <ul style="list-style-type: none"> ● Establish recommended intervention strategies for classroom/campus ● Implement campus referral plan ● Utilize Discipline Management strategies <p>Student Prevention</p> <ul style="list-style-type: none"> ● Clearly state student expectations/campus rules/citizenship ● Monitor high risk areas <p>Student Education</p> <ul style="list-style-type: none"> ● Explain referral process/contacts ● Anonymous Tip Line <p>Student Intervention</p> <ul style="list-style-type: none"> ● Apply classroom interventions 	TEC 11.252(a)(3)(E)	The school will follow the Student Handbook and Board Policies: FFI, FDB, FFF, FFH, FO, CQA, and FFB.

	<ul style="list-style-type: none"> ● Employ discipline interventions ● Use other intervention strategies as necessary/appropriate ● Conference with parents/students 		
<p>Principal, District Coordinator K-12 Health and Physical Education, District Health Services</p>	<p>Coordinated Health Program Coordinated School Health</p> <ul style="list-style-type: none"> ● K-8 Designate a Campus Wellness Captain and establish a Campus Wellness Team; set meetings, establish measurable goals and document progress toward goal completion. Campus Wellness Plan ● K-8 Include at least one Parent on Campus Wellness Team. ● K-8 Ensure that all components of the Coordinated School Health curriculum are delivered in an appropriate setting, i.e. classroom component requires use of a classroom. ● K-8 Create a Coordinated School Health bulletin board inside the school building for students, staff and parents to view. ● K-8 Notify parents/community members of Family Wellness Nights/Health Fairs through use of marquee, newsletter, web page, and/or myPISD. <p>Fitness</p> <ul style="list-style-type: none"> ● 3-8 Pre and Post Assess all eligible students using fitness test components. ● 4th and 7th Ensure all data for 3rd - 8th grade students is entered on timely basis, fitness report cards are printed (4th grade and 7th grade) and sent to parents or linked through myPISD. Include at least one Parent on Campus Wellness Team. <p>Physical Activity Requirements</p> <ul style="list-style-type: none"> ● K-8 Campuses Only: Ensure students are receiving required physical education classes/minutes for each school year and achieving moderate to vigorous physical activity (MVPA) 50% of the physical education class period. 	<p>TEC 11.253(d) Board Policy FFA(Local)</p>	<p>The school will follow Board Policies: FFA and EHAA.</p>

	<ul style="list-style-type: none"> ● K-8 Measure MVPA and physical activity time using pedometers and heart rate monitors. ● K-8 Ensure physical education staff is using a sequential and developmentally appropriate curriculum which has students active at least 70%-90% of class time. ● K-5 Ensure students are receiving daily unstructured play during recess. ● K-5 Encourage opportunities for brain breaks and short activity breaks throughout the day. <p>Attendance</p> <ul style="list-style-type: none"> ● K-8 Monitor attendance of students and follow up on prominent and chronic absences. 		
Principal, Human Resources	<p>Recruiting Certified Teachers and Highly-Qualified Paraprofessionals</p> <ul style="list-style-type: none"> ● Local on-going high quality professional development based on campus needs or district identified needs is provided to all teachers in all core subject areas. ● Funding source: State and Local 	ESSA	
Principal, Executive Director for Student and Family Services	<p>Parent Involvement</p> <ul style="list-style-type: none"> ● Require all parents to register students via Parent Portal in order to have access to eNews, grades, attendance, and other electronic information. Funding Sources: SCE, Title I and Local ● Identify parents without computer/Internet access and offer assistance through the District Mobile Technology Lab for parent education and access. Funding Sources: SCE, Title I and Local ● Upgrade and maintain the campus website for easy access and increased communication with the community. Funding source: State and Local ● Communicate information through eNews and through hard copies when Internet access is not available. Funding source: State and Local 		

	<ul style="list-style-type: none">● Utilize social media to keep parents and community informed. Funding source: State and Local● PTA representative meets with the principal on a monthly basis to gain insight to student/parent needs. Funding source: State and Local● Partner with PTA to offer parental programs on a variety of topics (academic, social, etc...). Funding source: State and Local● Parent Education programs focused on relevant topics of interest will be available upon request by any campus or PTA		
--	--	--	--