

# Plano Independent School District

## Schimelpfenig Middle School

2022-2023



---

**Board Approval Date:** September 20, 2022

# Mission Statement

*The mission of Schimelpfenig Middle School is to create a unique, caring environment in which students acquire critical thinking skills, achieve personal excellence, and become citizens who responsibly meet the challenges of the future.*

## Vision

*The vision of Schimelpfenig Middle School is to be committed to Excellence, Dedicated to Caring and Powered by Learning.*

# Table of Contents

- Comprehensive Needs Assessment 4
- Priority Problem Statements 4
- Comprehensive Needs Assessment Data Documentation 5
- Goals 6
  - Goal 1: DIP - Plano ISD will increase student learning as evidenced by an increase in the percentage of students performing at the Meets grade level standard on STAAR/EOC ELAR from 2022 to 2023. 7
  - Goal 2: DIP - Plano ISD will increase student learning as evidenced by an increase in the percentage of students performing at the Meets grade level standard on STAAR/EOC Math from 2022 to 2023. 8
  - Goal 3: DIP - Plano ISD will increase student learning in Science as evidenced by an increase in the percentage of students performing at the Meets grade level standard on STAAR/EOC Science from 2022 to 2023. 10
  - Goal 4: DIP - Plano ISD will increase student learning in Social Studies as evidenced by an increase in the percentage of students performing at the Meets grade level standard on STAAR 8 Social Studies and STAAR/EOC U.S. History from 2022 to 2023. 12
- Site-Based Decision Making Committee 14
- Campus Funding Summary 15
- Addendums 16

# Comprehensive Needs Assessment

# Priority Problem Statements

# Comprehensive Needs Assessment Data Documentation




The following data were used to verify the comprehensive needs assessment analysis:







# Goals

**Goal 1:** DIP - Plano ISD will increase student learning as evidenced by an increase in the percentage of students performing at the Meets grade level standard on STAAR/EOC ELAR from 2022 to 2023.

**Performance Objective 1:** The percent of Schimelpfenig students that score Meets grade level STAAR ELAR 6-8 will increase from 77% in 2022 to 78% by June 2023. The Economically Disadvantaged student group will increase from 60% in 2022 to 62% in 2023. The Special Education student group performance will increase from 45% in 2022 to 48% in 2023.

**Evaluation Data Sources:** 2023 RLA STAAR

Strategy 1 Details	Formative Reviews		
<p><b>Strategy 1:</b> Administration will continue to meet with leaders and grade level teams to help develop a staff plan of action that supports building capacity in teachers in utilizing reading intervention strategies and supports.</p> <p><b>Strategy's Expected Result/Impact:</b> Outline campus action plans for staff that explains steps taken to incorporate researched based reading application, student intervention options, and targeted reading strategies at that can be utilized across all content areas.</p> <p><b>Staff Responsible for Monitoring:</b> Administration, SST, SPED, ESL, departments chairs</p>	<b>Formative</b>		
	<b>Nov</b>	<b>Feb</b>	<b>June</b>
			
Strategy 2 Details	Formative Reviews		
<p><b>Strategy 2:</b> Schimelpfenig Middle School will use MAP, data to identify Quintile 1 and Quintile 2 students at risk for performing at the Masters grade level standard in order to develop individualized enrichment plans.</p> <p><b>Strategy's Expected Result/Impact:</b> Expected growth/improvement in STAAR ELAR based on individual students' expected growth measures.</p> <p><b>Staff Responsible for Monitoring:</b> All staff.</p>	<b>Formative</b>		
	<b>Nov</b>	<b>Feb</b>	<b>June</b>
			
Strategy 3 Details	Formative Reviews		
<p><b>Strategy 3:</b> The English department will identify and address student needs through relationship building activities in English classrooms.</p> <p><b>Strategy's Expected Result/Impact:</b> Expected growth/improvement in STAAR ELAR based on individual expected growth measure data.</p> <p><b>Staff Responsible for Monitoring:</b> English Teachers</p>	<b>Formative</b>		
	<b>Nov</b>	<b>Feb</b>	<b>June</b>
			




Strategy 4 Details	Formative Reviews		
<p><b>Strategy 4:</b> Schimelpfenig Middle School will utilize regular classroom learning activities, MyPath, and advisory programming campuswide, to incorporate cross-curricular activities that reinforce district/state initiatives related to Reading intervention, enrichment, and growth for all students.</p> <p><b>Strategy's Expected Result/Impact:</b> Expected growth/improvement in STAAR ELAR based on individual students' expected growth measures.</p> <p><b>Staff Responsible for Monitoring:</b> All staff</p>	<b>Formative</b>		
	<b>Nov</b>	<b>Feb</b>	<b>June</b>
			
Strategy 5 Details	Formative Reviews		
<p><b>Strategy 5:</b> English teachers will conduct conferences and guide students with personal actions steps to achieve individual goals.</p> <p><b>Strategy's Expected Result/Impact:</b> Expected growth/improvement in STAAR ELAR based on individual students' expected growth measures.</p> <p><b>Staff Responsible for Monitoring:</b> English Teachers</p>	<b>Formative</b>		
	<b>Nov</b>	<b>Feb</b>	<b>June</b>
			
 No Progress  Accomplished  Continue/Modify  Discontinue			









**Goal 2:** DIP - Plano ISD will increase student learning as evidenced by an increase in the percentage of students performing at the Meets grade level standard on STAAR/EOC Math from 2022 to 2023.

**Performance Objective 1:** HB3-The percent of Schimelpfenig students that score Meets grade level on STAAR Math 6-8 will increase from 78% in 2022 to 79% by June 2023. The Special Education student group performance will increase from 42% in 2022 to 45% in 2023. The Economically Disadvantaged student group performance will increase from 53% in 2022 to 55% in 2023.

**Evaluation Data Sources:** 2023 Math STAAR




Strategy 1 Details	Formative Reviews		
<p><b>Strategy 1:</b> The Math Department will use MAP data to identify Quintile 1 and Quintile 2 students at risk for performing at the Masters grade level standard.</p> <p><b>Strategy's Expected Result/Impact:</b> Be able to provide targeted intervention throughout the year based on assessment data.</p> <p><b>Staff Responsible for Monitoring:</b> Administration Math Department Chair</p> <p><b>TEA Priorities:</b> Build a foundation of reading and math</p>	<b>Formative</b>		
	<b>Nov</b>	<b>Feb</b>	<b>June</b>
			
Strategy 2 Details	Formative Reviews		
<p><b>Strategy 2:</b> The Math Department will consult and utilize depth and complexity resources to increase enrichment opportunities for Quintile 1 and Quintile 2 students.</p> <p><b>Strategy's Expected Result/Impact:</b> Growth in overall Math application and concept knowledge for students.</p> <p><b>Staff Responsible for Monitoring:</b> Math Department Math Teachers</p> <p><b>TEA Priorities:</b> Build a foundation of reading and math</p>	<b>Formative</b>		
	<b>Nov</b>	<b>Feb</b>	<b>June</b>
			
Strategy 3 Details	Formative Reviews		
<p><b>Strategy 3:</b> The Math Department will offer targeted Math tutorials before and after school with tailored instruction targeted to student needs based on assessment data.</p> <p><b>Strategy's Expected Result/Impact:</b> Student growth on Math assessments and specifically in targeted areas.</p> <p><b>Staff Responsible for Monitoring:</b> Administration Math Department Chair</p> <p><b>TEA Priorities:</b> Build a foundation of reading and math</p>	<b>Formative</b>		
	<b>Nov</b>	<b>Feb</b>	<b>June</b>
			






Strategy 4 Details	Formative Reviews		
<p><b>Strategy 4:</b> Schimelpfenig Middle School will utilize regular classroom learning activities, MyPath, and Panther Pride Time Advisory campuswide, to incorporate cross-curricular activities that reinforce district/state initiatives related to Math intervention, enrichment, and growth for all students.</p> <p><b>Strategy's Expected Result/Impact:</b> Expected growth/improvement in STAAR ELAR based on individual students' expected growth measures.</p> <p><b>Staff Responsible for Monitoring:</b> All staff</p>	<b>Formative</b>		
	<b>Nov</b>	<b>Feb</b>	<b>June</b>
			
Strategy 5 Details	Formative Reviews		
<p><b>Strategy 5:</b> Schimelpfenig Middle School will utilize academic language word lists and reading strategies to increase academic language/vocabulary and comprehension.</p> <p><b>Strategy's Expected Result/Impact:</b> Increase in students academic vocabulary and increase in comprehension of texts.</p> <p><b>Staff Responsible for Monitoring:</b> Special Education/English Department/Math Department</p>	<b>Formative</b>		
	<b>Nov</b>	<b>Feb</b>	<b>June</b>
			
 No Progress  Accomplished  Continue/Modify  Discontinue			

**Goal 3:** DIP - Plano ISD will increase student learning in Science as evidenced by an increase in the percentage of students performing at the Meets grade level standard on STAAR/EOC Science from 2022 to 2023.

**Performance Objective 1:** The percent of Schimelpfenig students that score Meets grade level or above on STAAR Science 8 will increase from 75% in 2022 to 76% by June 2023. The African American student group performance will increase from 50% in 2022 to 52% in 2023. The Special Education student group performance will increase from 27% in 2022 to 30% in 2023. The Economically Disadvantaged student group performance will increase from 53% in 2022 to 55% in 2023.

**Evaluation Data Sources:** 2023 Science STAAR




Strategy 1 Details	Formative Reviews		
<p><b>Strategy 1:</b> The Science department will offer intensive and content targeted tutorials leading up to tests based on analysis of student formal and informal assessment data.</p> <p><b>Strategy's Expected Result/Impact:</b> Visible student growth on assessments over time and higher accuracy in content knowledge.</p> <p><b>Staff Responsible for Monitoring:</b> Administration Science Department Chair</p>	<b>Formative</b>		
	<b>Nov</b>	<b>Feb</b>	<b>June</b>
			
Strategy 2 Details	Formative Reviews		
<p><b>Strategy 2:</b> The Science department will use MAP data to identify Quintile 1 and Quintile 2 students at risk for performing at the Masters grade level standard.</p> <p><b>Strategy's Expected Result/Impact:</b> Student growth and increased accuracy in the targeted Science concept areas.</p> <p><b>Staff Responsible for Monitoring:</b> Science department Science teachers</p>	<b>Formative</b>		
	<b>Nov</b>	<b>Feb</b>	<b>June</b>
			
Strategy 3 Details	Formative Reviews		
<p><b>Strategy 3:</b> Schimelpfenig Middle School will utilize regular classroom learning activities, MyPath, and advisory programming campuswide, to incorporate cross-curricular activities that reinforce district/state initiatives related to Reading intervention, enrichment, and growth for all students.</p> <p><b>Strategy's Expected Result/Impact:</b> Expected growth/improvement in STAAR ELAR based on individual students' expected growth measures.</p> <p><b>Staff Responsible for Monitoring:</b> All staff</p>	<b>Formative</b>		
	<b>Nov</b>	<b>Feb</b>	<b>June</b>
			







Strategy 4 Details	Formative Reviews		
<p><b>Strategy 4:</b> Schimelpfenig Middle School will utilize academic language word lists and reading strategies to increase academic language/vocabulary and comprehension.</p> <p><b>Strategy's Expected Result/Impact:</b> Increase in students academic vocabulary and increase in comprehension of texts.</p> <p><b>Staff Responsible for Monitoring:</b> Special Education/English Department/Science Department</p>	Formative		
	Nov	Feb	June
			
<div style="display: flex; justify-content: space-around; align-items: center;"> <div data-bbox="468 326 663 370">  No Progress         </div> <div data-bbox="764 326 982 370">  Accomplished         </div> <div data-bbox="1083 326 1331 370">  Continue/Modify         </div> <div data-bbox="1436 326 1629 370">  Discontinue         </div> </div>			

**Goal 4:** DIP - Plano ISD will increase student learning in Social Studies as evidenced by an increase in the percentage of students performing at the Meets grade level standard on STAAR 8 Social Studies and STAAR/EOC U.S. History from 2022 to 2023.

**Performance Objective 1:** The percent of Schimelpfenig students that score Meets grade level or above on STAAR Social Studies 8 will increase from 60% in 2022 to 61% by June 2023. The Special Education student group performance will increase from 27% in 2022 to 30% in 2023. The African American student group will increase from 29% in 2022 to 31% in 2023. The Economically Disadvantaged student group performance will increase from 28% in 2022 to 30% in 2023.

**Evaluation Data Sources:** 2023 Social Studies STAAR

Strategy 1 Details	Formative Reviews		
<p><b>Strategy 1:</b> The History department will use assessment data to identify student populations in need of interventions and invite students to Social Studies tutorials along all grade levels as well as 8th grade History Club for STAAR testing preparations.</p> <p><b>Strategy's Expected Result/Impact:</b> Growth during the 9 weeks assessments/classroom activities Growth in STAAR scores</p> <p><b>Staff Responsible for Monitoring:</b> Administration History Department Chair</p>	<b>Formative</b>		
	<b>Nov</b>	<b>Feb</b>	<b>June</b>
			
Strategy 2 Details	Formative Reviews		
<p><b>Strategy 2:</b> The History department will implement and utilize an individual goal setting process and practicum for all students in 8th grade (benchmark and practice tests).</p> <p><b>Strategy's Expected Result/Impact:</b> Student growth in targeted Social Studies TEKS and concepts.</p> <p><b>Staff Responsible for Monitoring:</b> History Department History Teachers</p>	<b>Formative</b>		
	<b>Nov</b>	<b>Feb</b>	<b>June</b>
			
Strategy 3 Details	Formative Reviews		
<p><b>Strategy 3:</b> The History department will collaborate across grade levels to emphasize and enhance learning and literacy in the common areas of Geography, Government and Citizenship, Economics, Science/Technology, and the Arts and Humanities within the Social Studies domain.</p> <p><b>Strategy's Expected Result/Impact:</b> Growth in conceptual understanding across content areas that is reflected in student grading during each nine weeks.</p> <p><b>Staff Responsible for Monitoring:</b> Administration History Department Chair</p>	<b>Formative</b>		
	<b>Nov</b>	<b>Feb</b>	<b>June</b>
			

Strategy 4 Details	Formative Reviews		
<p><b>Strategy 4:</b> Schimelpfenig Middle School will utilize regular classroom learning activities, MyPath, and advisory programming campuswide, to incorporate cross-curricular activities that reinforce district/state initiatives related to Reading intervention, enrichment, and growth for all students.</p> <p><b>Strategy's Expected Result/Impact:</b> Expected growth/improvement in STAAR ELAR based on individual students' expected growth measures.</p> <p><b>Staff Responsible for Monitoring:</b> All staff</p>	<b>Formative</b>		
	<b>Nov</b>	<b>Feb</b>	<b>June</b>
			
Strategy 5 Details	Formative Reviews		
<p><b>Strategy 5:</b> The History Department will utilize academic language and reading strategies to increase overall student literacy in Social Studies with an added focus on differentiation and depth of complexity.</p> <p><b>Strategy's Expected Result/Impact:</b> Increase in students academic vocabulary and increase in comprehension of texts.</p> <p><b>Staff Responsible for Monitoring:</b> Special Education/English Department/History Department</p>	<b>Formative</b>		
	<b>Nov</b>	<b>Feb</b>	<b>June</b>
			
 No Progress  Accomplished  Continue/Modify  Discontinue			

# Site-Based Decision Making Committee

<b>Committee Role</b>	<b>Name</b>	<b>Position</b>
Principal/Admin	Kristen Kinnard	Principal
Administrator	Matt Mitchell	Asst. Principal
Administrator	Latasha Goodwin	Assistant Principal
Business Representative	vacant vacant	vacant
Business Representative	vacant vacant	-
Faculty Member SPED	Lorre Smith	SPED department representative
Faculty Member	Shelby Rose	6th Math Teacher/6th grade team leader
Support Faculty Member	Shealine Burks	Counselor
Faculty Member	Kelly Schumacher	Athletic Department Chair
Faculty Member	Kristin Zhang	8th grade Math
Faculty Member	Connor Morrison	Spanish 7
Parent	Colleen Tiller	PTA
Parent	Nupoor Dave	PTA
Community Representative	vacant vacant	Community Member
Student	Jenny Nguyen	Student Representative
Student	Preetham Abbaraju	Student Representative
Parent	Anna Matysiak	ESL Parent Representative
Parent	Ken Milburn	Parent
Parent	parent 3	#
Parent	parent 4	\$
Community Representative	Linda Patrick	Principal of Feeder Elementary
District Level Professional Faculty Member	Becky Jackson	Assessmnt Research & Prgm Eval

# Campus Funding Summary

199 State Comp Ed					
Goal	Objective	Strategy	Resources Needed	Account Code	Amount
					\$0.00
<b>Sub-Total</b>					\$0.00
<b>Budgeted Fund Source Amount</b>					\$1,680.00
<b>+/- Difference</b>					\$1,680.00
199 Bilingual/ESL/ELL					
Goal	Objective	Strategy	Resources Needed	Account Code	Amount
					\$0.00
<b>Sub-Total</b>					\$0.00
<b>Budgeted Fund Source Amount</b>					\$402.00
<b>+/- Difference</b>					\$402.00
282 ESSER III					
Goal	Objective	Strategy	Resources Needed	Account Code	Amount
					\$0.00
<b>Sub-Total</b>					\$0.00
<b>Budgeted Fund Source Amount</b>					\$7,920.00
<b>+/- Difference</b>					\$7,920.00
<b>Grand Total Budgeted</b>					\$10,002.00
<b>Grand Total Spent</b>					\$0.00
<b>+/- Difference</b>					\$10,002.00



# Addendums

# HB3 Campus Goals - All Grades STAAR at Meets Standard

Schimelpfenig

2022 Rates: Based on percent of students at STAAR All Grades Meets Grade Level standard on Accountability Subset based on Domain 1 Rules.  
 2022 Number Tested: If students at Meets standard is less than 5, the number of students tested is not displayed for masking rules.  
 Campus 2027 Goal for each student group based on the increase for each group required at the district level.  
 Target for interim years based achieving increases of 12% in 2023, 15% in 2024, 18% in 2025, 25% in 2026, and 30% in 2027 of the required overall increase from 2022 to 2027.

## Reading

## Grade 6

Year	African American	Hispanic	White	American Indian	Asian	Pacific Islander	Special Ed.	Eco Disadv.	Former Spec. Ed.	EL Current	Cont. Enrolled	Non-Cont.	All
<b>2022 # of Students</b>	17	34	96	0	78	0	33	46	8	30	184	49	233
<b>2022</b>	47	56	68		79		42	52	62	53	73	51	69
<b>2023</b>	49	58	69		80		45	54	63	55	74	52	70
<b>2024</b>	51	60	69		80		48	56	63	57	74	54	70
<b>2025</b>	53	62	70		81		52	58	64	60	75	56	71
<b>2026</b>	57	66	72		83		58	62	66	64	77	59	73
<b>2027</b>	61	70	73		84		65	66	67	69	78	62	74

# HB3 Campus Goals - All Grades STAAR at Meets Standard

Schimelpfenig

2022 Rates: Based on percent of students at STAAR All Grades Meets Grade Level standard on Accountability Subset based on Domain 1 Rules.

2022 Number Tested: If students at Meets standard is less than 5, the number of students tested is not displayed for masking rules.

Campus 2027 Goal for each student group based on the increase for each group required at the district level.

Target for interim years based achieving increases of 12% in 2023, 15% in 2024, 18% in 2025, 25% in 2026, and 30% in 2027 of the required overall increase from 2022 to 2027.

Reading											Grade 7		
Year	African American	Hispanic	White	American Indian	Asian	Pacific Islander	Special Ed.	Eco Disadv.	Former Spec. Ed.	EL Current	Cont. Enrolled	Non-Cont.	All
<b>2022 # of Students</b>	22	31	134	0	71	0	25	53	16	22	225	45	270
<b>2022</b>	73	81	84		90		56	72	75	68	85	78	84
<b>2023</b>	75	83	85		91		59	74	76	70	86	79	85
<b>2024</b>	77	85	85		91		62	76	76	72	86	81	85
<b>2025</b>	79	87	86		92		66	78	77	75	87	83	86
<b>2026</b>	83	91	88		94		72	82	79	79	89	86	88
<b>2027</b>	87	95	89		95		79	86	80	84	90	89	89

# HB3 Campus Goals - All Grades STAAR at Meets Standard

Schimelpfenig

2022 Rates: Based on percent of students at STAAR All Grades Meets Grade Level standard on Accountability Subset based on Domain 1 Rules.

2022 Number Tested: If students at Meets standard is less than 5, the number of students tested is not displayed for masking rules.

Campus 2027 Goal for each student group based on the increase for each group required at the district level.

Target for interim years based achieving increases of 12% in 2023, 15% in 2024, 18% in 2025, 25% in 2026, and 30% in 2027 of the required overall increase from 2022 to 2027.

## Reading

## Grade 8

Year	African American	Hispanic	White	American Indian	Asian	Pacific Islander	Special Ed.	Eco Disadv.	Former Spec. Ed.	EL Current	Cont. Enrolled	Non-Cont.	All
<b>2022 # of Students</b>	14	37	117	0	78	0	22	53	12	32	218	44	262
<b>2022</b>	43	62	74		94		36	55	67	59	80	59	77
<b>2023</b>	45	64	75		95		39	57	68	61	81	60	78
<b>2024</b>	47	66	75		95		42	59	68	63	81	62	78
<b>2025</b>	49	68	76		96		46	61	69	66	82	64	79
<b>2026</b>	53	72	78		98		52	65	71	70	84	67	81
<b>2027</b>	57	76	79		99		59	69	72	75	85	70	82

# HB3 Campus Goals - All Grades STAAR at Meets Standard

Schimelpfenig

2022 Rates: Based on percent of students at STAAR All Grades Meets Grade Level standard on Accountability Subset based on Domain 1 Rules.

2022 Number Tested: If students at Meets standard is less than 5, the number of students tested is not displayed for masking rules.

Campus 2027 Goal for each student group based on the increase for each group required at the district level.

Target for interim years based achieving increases of 12% in 2023, 15% in 2024, 18% in 2025, 25% in 2026, and 30% in 2027 of the required overall increase from 2022 to 2027.

Reading											All Grades		
Year	African American	Hispanic	White	American Indian	Asian	Pacific Islander	Special Ed.	Eco Disadv.	Former Spec. Ed.	EL Current	Cont. Enrolled	Non-Cont.	All
<b>2022 # of Students</b>	53	102	347	0	227	0	80	152	36	84	627	138	765
<b>2022</b>	57	66	76		88		45	60	69	60	80	62	77
<b>2023</b>	59	68	77		89		48	62	70	62	81	63	78
<b>2024</b>	61	70	77		89		51	64	70	64	81	65	78
<b>2025</b>	63	72	78		90		55	66	71	67	82	67	79
<b>2026</b>	67	76	80		92		61	70	73	71	84	70	81
<b>2027</b>	71	80	81		93		68	74	74	76	85	73	82

# HB3 Campus Goals - All Grades STAAR at Meets Standard

Schimelpfenig

2022 Rates: Based on percent of students at STAAR All Grades Meets Grade Level standard on Accountability Subset based on Domain 1 Rules.

2022 Number Tested: If students at Meets standard is less than 5, the number of students tested is not displayed for masking rules.

Campus 2027 Goal for each student group based on the increase for each group required at the district level.

Target for interim years based achieving increases of 12% in 2023, 15% in 2024, 18% in 2025, 25% in 2026, and 30% in 2027 of the required overall increase from 2022 to 2027.

## Math

## Grade 6

Year	African American	Hispanic	White	American Indian	Asian	Pacific Islander	Special Ed.	Eco Disadv.	Former Spec. Ed.	EL Current	Cont. Enrolled	Non-Cont.	All
<b>2022 # of Students</b>	16	34	84	0	61	0	31	46	8	27	160	43	203
<b>2022</b>	69	56	79		93		45	59	100	70	79	72	78
<b>2023</b>	72	58	80		94		48	61	100	72	80	74	79
<b>2024</b>	75	61	82		96		51	64	100	74	82	76	81
<b>2025</b>	78	65	84		98		55	68	100	77	84	79	83
<b>2026</b>	84	69	86		100		60	72	100	81	86	83	85
<b>2027</b>	90	75	89		100		67	78	100	86	89	88	88

# HB3 Campus Goals - All Grades STAAR at Meets Standard

Schimelpfenig

2022 Rates: Based on percent of students at STAAR All Grades Meets Grade Level standard on Accountability Subset based on Domain 1 Rules.

2022 Number Tested: If students at Meets standard is less than 5, the number of students tested is not displayed for masking rules.

Campus 2027 Goal for each student group based on the increase for each group required at the district level.

Target for interim years based achieving increases of 12% in 2023, 15% in 2024, 18% in 2025, 25% in 2026, and 30% in 2027 of the required overall increase from 2022 to 2027.

Math											Grade 7		
Year	African American	Hispanic	White	American Indian	Asian	Pacific Islander	Special Ed.	Eco Disadv.	Former Spec. Ed.	EL Current	Cont. Enrolled	Non-Cont.	All
<b>2022 # of Students</b>	17	18	75	0	34	0	22	40	7	12	117	32	149
<b>2022</b>	24	50	68		88		36	38	71	50	68	50	64
<b>2023</b>	27	52	69		89		39	40	72	52	69	52	65
<b>2024</b>	30	55	71		91		42	43	74	54	71	54	67
<b>2025</b>	33	59	73		93		46	47	76	57	73	57	69
<b>2026</b>	39	63	75		95		51	51	78	61	75	61	71
<b>2027</b>	45	69	78		98		58	57	81	66	78	66	74

# HB3 Campus Goals - All Grades STAAR at Meets Standard

Schimelpfenig

2022 Rates: Based on percent of students at STAAR All Grades Meets Grade Level standard on Accountability Subset based on Domain 1 Rules.

2022 Number Tested: If students at Meets standard is less than 5, the number of students tested is not displayed for masking rules.

Campus 2027 Goal for each student group based on the increase for each group required at the district level.

Target for interim years based achieving increases of 12% in 2023, 15% in 2024, 18% in 2025, 25% in 2026, and 30% in 2027 of the required overall increase from 2022 to 2027.

## Math

## Grade 8

Year	African American	Hispanic	White	American Indian	Asian	Pacific Islander	Special Ed.	Eco Disadv.	Former Spec. Ed.	EL Current	Cont. Enrolled	Non-Cont.	All
<b>2022 # of Students</b>	20	50	190	0	133	0	27	66	21	45	353	63	416
<b>2022</b>	50	64	83		94		44	59	76	73	85	67	82
<b>2023</b>	53	66	84		95		47	61	77	75	86	69	83
<b>2024</b>	56	69	86		97		50	64	79	77	88	71	85
<b>2025</b>	59	73	88		99		54	68	81	80	90	74	87
<b>2026</b>	65	77	90		100		59	72	83	84	92	78	89
<b>2027</b>	71	83	93		100		66	78	86	89	95	83	92



# HB3 Campus Goals - All Grades STAAR at Meets Standard

Schimelpfenig

2022 Rates: Based on percent of students at STAAR All Grades Meets Grade Level standard on Accountability Subset based on Domain 1 Rules.  
 2022 Number Tested: If students at Meets standard is less than 5, the number of students tested is not displayed for masking rules.  
 Campus 2027 Goal for each student group based on the increase for each group required at the district level.  
 Target for interim years based achieving increases of 12% in 2023, 15% in 2024, 18% in 2025, 25% in 2026, and 30% in 2027 of the required overall increase from 2022 to 2027.

Math											All Grades		
Year	African American	Hispanic	White	American Indian	Asian	Pacific Islander	Special Ed.	Eco Disadv.	Former Spec. Ed.	EL Current	Cont. Enrolled	Non-Cont.	All
<b>2022</b> # of Students	53	102	349	0	228	0	80	152	36	84	630	138	768
<b>2022</b>	47	59	79		93		42	53	81	69	80	64	78
<b>2023</b>	50	61	80		94		45	55	82	71	81	66	79
<b>2024</b>	53	64	82		96		48	58	84	73	83	68	81
<b>2025</b>	56	68	84		98		52	62	86	76	85	71	83
<b>2026</b>	62	72	86		100		57	66	88	80	87	75	85
<b>2027</b>	68	78	89		100		64	72	91	85	90	80	88

# HB3 Campus Goals - All Grades STAAR at Meets Standard

Schimelpfenig

2022 Rates: Based on percent of students at STAAR All Grades Meets Grade Level standard on Accountability Subset based on Domain 1 Rules.

2022 Number Tested: If students at Meets standard is less than 5, the number of students tested is not displayed for masking rules.

Campus 2027 Goal for each student group based on the increase for each group required at the district level.

Target for interim years based achieving increases of 12% in 2023, 15% in 2024, 18% in 2025, 25% in 2026, and 30% in 2027 of the required overall increase from 2022 to 2027.

## Science 8

## Grade 8

Year	African American	Hispanic	White	American Indian	Asian	Pacific Islander	Special Ed.	Eco Disadv.	Former Spec. Ed.	EL Current	Cont. Enrolled	Non-Cont.	All
<b>2022 # of Students</b>	14	37	117	0	78	0	22	53	12	32	218	44	262
<b>2022</b>	50	62	74		90		27	53	42	56	78	57	75
<b>2023</b>	52	64	75		91		30	55	43	58	79	58	76
<b>2024</b>	55	66	75		91		33	57	43	61	79	60	76
<b>2025</b>	58	68	76		92		37	60	44	64	80	62	77
<b>2026</b>	62	72	78		94		42	64	46	68	82	65	79
<b>2027</b>	67	76	79		95		49	68	47	73	83	69	80

# HB3 Campus Goals - All Grades STAAR at Meets Standard

Schimelpfenig

2022 Rates: Based on percent of students at STAAR All Grades Meets Grade Level standard on Accountability Subset based on Domain 1 Rules.

2022 Number Tested: If students at Meets standard is less than 5, the number of students tested is not displayed for masking rules.

Campus 2027 Goal for each student group based on the increase for each group required at the district level.

Target for interim years based achieving increases of 12% in 2023, 15% in 2024, 18% in 2025, 25% in 2026, and 30% in 2027 of the required overall increase from 2022 to 2027.

## Social Studies 8

## Grade 8

Year	African American	Hispanic	White	American Indian	Asian	Pacific Islander	Special Ed.	Eco Disadv.	Former Spec. Ed.	EL Current	Cont. Enrolled	Non-Cont.	All
<b>2022 # of Students</b>	14	37	117	0	78	0	22	53	12	32	218	44	262
<b>2022</b>	29	38	59		79		27	28	33	41	63	43	60
<b>2023</b>	31	40	60		80		30	30	34	44	64	45	61
<b>2024</b>	34	43	62		82		33	33	36	47	66	47	63
<b>2025</b>	38	47	64		84		37	37	38	50	68	50	65
<b>2026</b>	43	52	66		86		42	42	40	56	70	54	67
<b>2027</b>	49	58	69		89		49	48	43	62	73	58	70

## CAMPUS APPENDIX

### STATE MANDATES IMPLEMENTATION REFERENCE

Texas law and Board Policies mandate the following be addressed with strategies for improving student performance. To increase the LEA's ability to focus on a limited number of targeted initiatives in this improvement plan, the LEA will plan, implement, monitor and evaluate the following mandates through other procedures and practices. When requested, the LEA Person Responsible will report progress to the site-based committee.

LEA Person Responsible for update	Mandate	Reference	Location of Documentation
Principal, Executive Director for Student & Family Services	<p><b>Bullying</b></p> <p><b>Staff Prevention</b></p> <ul style="list-style-type: none"> <li>● Identify high risk areas</li> <li>● Monitor high risk areas</li> <li>● Follow campus rules/expectations</li> </ul> <p><b>Staff Education</b></p> <ul style="list-style-type: none"> <li>● Participate in annual staff training on bullying/sexual harassment/suicide prevention/trauma informed practices/human trafficking</li> <li>● Review referral process</li> </ul> <p><b>Staff Intervention</b></p> <ul style="list-style-type: none"> <li>● Establish recommended intervention strategies for classroom/campus</li> <li>● Implement campus referral plan</li> <li>● Utilize Discipline Management strategies</li> </ul> <p><b>Student Prevention</b></p> <ul style="list-style-type: none"> <li>● Clearly state student expectations/campus rules/citizenship</li> <li>● Monitor high risk areas</li> </ul> <p><b>Student Education</b></p> <ul style="list-style-type: none"> <li>● Explain referral process/contacts</li> <li>● Anonymous Tip Line</li> </ul> <p><b>Student Intervention</b></p> <ul style="list-style-type: none"> <li>● Apply classroom interventions</li> </ul>	TEC 11.252(a)(3)(E)	The school will follow the Student Handbook and Board Policies: FFI, FDB, FFF, FFH, FO, CQA, and FFB.

	<ul style="list-style-type: none"> <li>● Employ discipline interventions</li> <li>● Use other intervention strategies as necessary/appropriate</li> <li>● Conference with parents/students</li> </ul>		
Principal, District Coordinator K-12 Health and Physical Education, District Health Services	<p><b>Coordinated Health Program</b></p> <p><b>Coordinated School Health</b></p> <ul style="list-style-type: none"> <li>● K-8 Designate a Campus Wellness Captain and establish a Campus Wellness Team; set meetings, establish measurable goals and document progress toward goal completion. <a href="#">Campus Wellness Plan</a></li> <li>● K-8 Include at least one Parent on Campus Wellness Team.</li> <li>● K-8 Ensure that all components of the Coordinated School Health curriculum are delivered in an appropriate setting, i.e. classroom component requires use of a classroom.</li> <li>● K-8 Create a Coordinated School Health bulletin board inside the school building for students, staff and parents to view.</li> <li>● K-8 Notify parents/community members of Family Wellness Nights/Health Fairs through use of marquee, newsletter, web page, and/or myPISD.</li> </ul> <p><b>Fitness</b></p> <ul style="list-style-type: none"> <li>● 3-8 Pre and Post Assess all eligible students using fitness test components.</li> <li>● 4th and 7th Ensure all data for 3rd - 8th grade students is entered on timely basis, fitness report cards are printed (4th grade and 7th grade) and sent to parents or linked through myPISD. Include at least one Parent on Campus Wellness Team.</li> </ul> <p><b>Physical Activity Requirements</b></p> <ul style="list-style-type: none"> <li>● K-8 Campuses Only: Ensure students are receiving required physical education classes/minutes for each school year and achieving moderate to vigorous physical activity (MVPA) 50% of the physical education class period.</li> </ul>	TEC 11.253(d) Board Policy FFA(Local)	The school will follow Board Policies: FFA and EHAA.

	<ul style="list-style-type: none"> <li>● K-8 Measure MVPA and physical activity time using pedometers and heart rate monitors.</li> <li>● K-8 Ensure physical education staff is using a sequential and developmentally appropriate curriculum which has students active at least 70%-90% of class time.</li> <li>● K-5 Ensure students are receiving daily unstructured play during recess.</li> <li>● K-5 Encourage opportunities for brain breaks and short activity breaks throughout the day.</li> </ul> <p><b>Attendance</b></p> <ul style="list-style-type: none"> <li>● K-8 Monitor attendance of students and follow up on prominent and chronic absences.</li> </ul>		
Principal, Human Resources	<p><b>Recruiting Certified Teachers and Highly-Qualified Paraprofessionals</b></p> <ul style="list-style-type: none"> <li>● Local on-going high quality professional development based on campus needs or district identified needs is provided to all teachers in all core subject areas.</li> <li>● Funding source: State and Local</li> </ul>	ESSA	
Principal, Executive Director for Student and Family Services	<p><b>Parent Involvement</b></p> <ul style="list-style-type: none"> <li>● Require all parents to register students via Parent Portal in order to have access to eNews, grades, attendance, and other electronic information. Funding Sources: SCE, Title I and Local</li> <li>● Identify parents without computer/Internet access and offer assistance through the District Mobile Technology Lab for parent education and access. Funding Sources: SCE, Title I and Local</li> <li>● Upgrade and maintain the campus website for easy access and increased communication with the community. Funding source: State and Local</li> <li>● Communicate information through eNews and through hard copies when Internet access is not available. Funding source: State and Local</li> </ul>		

	<ul style="list-style-type: none"><li>● Utilize social media to keep parents and community informed. Funding source: State and Local</li><li>● PTA representative meets with the principal on a monthly basis to gain insight to student/parent needs. Funding source: State and Local</li><li>● Partner with PTA to offer parental programs on a variety of topics (academic, social, etc...). Funding source: State and Local</li><li>● Parent Education programs focused on relevant topics of interest will be available upon request by any campus or PTA</li></ul>		
--	--	--	--