

Plano Independent School District

Bethany Elementary

2022-2023



Board Approval Date: September 20, 2022

Mission Statement

The Bethany Community values the lifelong learning of each child by supporting individual social, emotional, ethical, and academic development.

Vision

All Bethany students will be provided opportunities and challenges to maximize their learning socially, emotionally, and academically.

Table of Contents

- Comprehensive Needs Assessment 4
 - Student Learning 4
- Priority Problem Statements 4
- Comprehensive Needs Assessment Data Documentation 5
- Goals 6
 - Goal 1: DIP - Plano ISD will increase student learning as evidenced by an increase in the percentage of students performing at the Meets grade level standard on STAAR ELAR from 2022 to 2023. 7
 - Goal 2: DIP - Plano ISD will increase student learning as evidenced by an increase in the percentage of students performing at the Meets grade level standard on STAAR Math from 2022 to 2023. 9
 - Goal 3: DIP - Plano ISD will increase student learning in Science as evidenced by an increase in the percentage of students performing at the Meets grade level standard on STAAR Science from 2022 to 2023. 11
- SBIC 2022-2023 12
- Campus Funding Summary 13
- Addendums 14

Comprehensive Needs Assessment

Student Learning

Student Learning Summary

Problem Statements Identifying Student Learning Needs

Problem Statement 1: First, third, and fifth grade students are not making adequate progress in reading as evidenced by MAP and reading records.

Problem Statement 2: Fifth grade students are not making adequate progress in science as evidenced by MAP.

Priority Problem Statements

Comprehensive Needs Assessment Data Documentation

The following data were used to verify the comprehensive needs assessment analysis:




Goals






Goal 1: DIP - Plano ISD will increase student learning as evidenced by an increase in the percentage of students performing at the Meets grade level standard on STAAR ELAR from 2022 to 2023.

Performance Objective 1: HB3 - The percent of Bethany 3rd grade students that score meets grade level or above on STAAR Reading will increase from 77% in 2022 to 78% by June 2023. The Special Education student group performance will increase from 44% in 2022 to 47% in 2023. The Economically Disadvantaged student group performance will increase from 55% in 2022 to 57% in 2023.

HB3 Goal

Evaluation Data Sources: 2023 Reading STAAR








Strategy 1 Details	Formative Reviews		
<p>Strategy 1: Enhance Bethany's instructional model by focusing on student engagement and differentiation within Tier 1 instruction. Strategy's Expected Result/Impact: Reflection and improvement of practice as measured by Bethany's Walkthrough Form. Staff Responsible for Monitoring: Administrators and Teachers</p>	Formative		
	Nov	Feb	June
			
Strategy 2 Details	Formative Reviews		
<p>Strategy 2: Review common formative assessment data as teams to make instructional decisions. Strategy's Expected Result/Impact: Differentiation for students to achieve TEK mastery as measured by district and state assessments and campus data tracker. Staff Responsible for Monitoring: Administrators Team Leaders Teachers</p>	Formative		
	Nov	Feb	June
			
Strategy 3 Details	Formative Reviews		
<p>Strategy 3: Utilize written responses across curriculum areas. Strategy's Expected Result/Impact: Increase in students ability to articulate appropriate responses in a written format Staff Responsible for Monitoring: Administrators Team Leaders Teachers</p>	Formative		
	Nov	Feb	June
			

Strategy 4 Details	Formative Reviews		
Strategy 4: Teams will meet for extended planning at least two times per semester to analyze data in order to lesson plan and meet students needs Strategy's Expected Result/Impact: Increase student performance and engagement Staff Responsible for Monitoring: Administrators Team Leaders Teachers	Formative		
	Nov	Feb	June
			
<div style="display: flex; justify-content: space-around; align-items: center;">  No Progress  Accomplished  Continue/Modify  Discontinue </div>			

Goal 1: DIP - Plano ISD will increase student learning as evidenced by an increase in the percentage of students performing at the Meets grade level standard on STAAR ELAR from 2022 to 2023.

Performance Objective 2: The percent of Bethany students that score Meets grade level or above on STAAR Reading 3-5 will increase from 75% in 2022 to 76% by June 2023. The Special Education student group performance will increase from 38% in 2022 to 41% in 2023. The Economically Disadvantaged student group performance will increase from 61% in 2022 to 63% in 2023.

Evaluation Data Sources: 2023 Reading STAAR








Strategy 1 Details	Formative Reviews		
<p>Strategy 1: Enhance Bethany's instructional model by focusing on student engagement and differentiation within Tier 1 instruction. Strategy's Expected Result/Impact: Reflection and improvement of practice as measured by Bethany's Walkthrough Form. Staff Responsible for Monitoring: Administrators and Teachers</p>	Formative		
	Nov	Feb	June
			
Strategy 2 Details	Formative Reviews		
<p>Strategy 2: Review common formative assessment data as teams to make instructional decisions. Strategy's Expected Result/Impact: Differentiation for students to achieve TEK mastery as measured by district and state assessments and campus data tracker. Staff Responsible for Monitoring: Administrators Team leaders Teachers</p>	Formative		
	Nov	Feb	June
			
Strategy 3 Details	Formative Reviews		
<p>Strategy 3: Utilize written responses across curriculum areas. Strategy's Expected Result/Impact: Increase in students ability to articulate appropriate responses in a written format Staff Responsible for Monitoring: Administrators Team leaders Teachers</p>	Formative		
	Nov	Feb	June
			
 No Progress  Accomplished  Continue/Modify  Discontinue			

Goal 2: DIP - Plano ISD will increase student learning as evidenced by an increase in the percentage of students performing at the Meets grade level standard on STAAR Math from 2022 to 2023.

Performance Objective 1: HB3 - The percent of Bethany 3rd grade students that score meets grade level or above on STAAR Math will increase from 69% in 2022 to 70% by June 2023. The Special Education student group performance will increase from 56% in 2022 to 59% in 2023. The Economically Disadvantaged student group performance will increase from 45% in 2022 to 47% in 2023.

HB3 Goal








Evaluation Data Sources: 2023 Math STAAR

Strategy 1 Details	Formative Reviews		
<p>Strategy 1: Enhance Bethany's instructional model by focusing on student engagement and differentiation within Tier 1 instruction. Strategy's Expected Result/Impact: Reflection and improvement of practice as measured by Bethany's Walkthrough Form. Staff Responsible for Monitoring: Administrators and Teachers</p>	Formative		
	Nov	Feb	June
			
Strategy 2 Details	Formative Reviews		
<p>Strategy 2: Review common formative assessment data as teams to make instructional decisions. Strategy's Expected Result/Impact: Differentiation for students to achieve TEK mastery as measured by district and state assessments and campus data tracker. Staff Responsible for Monitoring: Administrators Team leaders Teachers</p>	Formative		
	Nov	Feb	June
			
Strategy 3 Details	Formative Reviews		
<p>Strategy 3: Increase use of manipulatives across grade levels Strategy's Expected Result/Impact: Increased engagement and stronger mathematical reasoning ability Staff Responsible for Monitoring: Administrators Team Leaders Teachers</p>	Formative		
	Nov	Feb	June
			
 No Progress  Accomplished  Continue/Modify  Discontinue			

Goal 2: DIP - Plano ISD will increase student learning as evidenced by an increase in the percentage of students performing at the Meets grade level standard on STAAR Math from 2022 to 2023.

Performance Objective 2: The percent of Bethany students that score Meets grade level or above on STAAR Math 3-5 will increase from 64% in 2022 to 65% by June 2023. The Special Education student group performance will increase from 43% in 2022 to 46% in 2023. The Economically Disadvantaged student group performance will increase from 48% in 2022 to 50% in 2023.








Evaluation Data Sources: 2023 Math STAAR

Strategy 1 Details	Formative Reviews		
<p>Strategy 1: Enhance Bethany's instructional model by focusing on student engagement and differentiation within Tier 1 instruction. Strategy's Expected Result/Impact: Reflection and improvement of practice as measured by Bethany's Walkthrough Form. Staff Responsible for Monitoring: Administrators and Teachers</p>	Formative		
	Nov	Feb	June
			
Strategy 2 Details	Formative Reviews		
<p>Strategy 2: Review common formative assessment data as teams to make instructional decisions. Strategy's Expected Result/Impact: Differentiation for students to achieve TEK mastery as measured by district and state assessments and campus data tracker. Staff Responsible for Monitoring: Administrators Team leaders Teachers</p>	Formative		
	Nov	Feb	June
			
Strategy 3 Details	Formative Reviews		
<p>Strategy 3: Increase use of manipulatives across grade levels Strategy's Expected Result/Impact: Increased engagement and stronger mathematical reasoning ability Staff Responsible for Monitoring: Administrators Team leaders Teachers</p>	Formative		
	Nov	Feb	June
			
 No Progress  Accomplished  Continue/Modify  Discontinue			

Goal 3: DIP - Plano ISD will increase student learning in Science as evidenced by an increase in the percentage of students performing at the Meets grade level standard on STAAR Science from 2022 to 2023.

Performance Objective 1: The percent of Bethany students that score Meets grade level or above on STAAR Science 5 will increase from 58% in 2022 to 59% by June 2023. The Special Education student group performance will increase from 17% in 2022 to 20% in 2023. The Economically Disadvantaged student group performance will increase from 40% in 2022 to 42% in 2023.

Evaluation Data Sources: 2023 Science STAAR

Strategy 1 Details	Formative Reviews		
<p>Strategy 1: Enhance Bethany's instructional model by focusing on student engagement within Tier 1 instruction.</p> <p>Strategy's Expected Result/Impact: Reflection and improvement of practice as measured by Bethany's Walkthrough Form.</p> <p>Staff Responsible for Monitoring: Administrators and Teachers</p>	Formative		
	Nov	Feb	June
			
Strategy 2 Details	Formative Reviews		
<p>Strategy 2: Teachers will identify differentiation within Tier 1 lesson plans based on the needs of students.</p> <p>Strategy's Expected Result/Impact: Improvement of practice as measured by lesson plan review completed by admin.</p> <p>Student growth as measured by state and district assessments</p> <p>Staff Responsible for Monitoring: Administrators Team leaders Teachers</p>	Formative		
	Nov	Feb	June
			
Strategy 3 Details	Formative Reviews		
<p>Strategy 3: Review common formative assessment data as teams to make instructional decisions.</p> <p>Strategy's Expected Result/Impact: Differentiation for students to achieve TEK mastery as measured by district and state assessments and campus data tracker.</p> <p>Staff Responsible for Monitoring: Administrators Team leaders Teachers</p>	Formative		
	Nov	Feb	June
			
 No Progress  Accomplished  Continue/Modify  Discontinue			

SBIC 2022-2023

Committee Role	Name	Position
Administrator	Bryan Bird	Principal
Administrator	Katherine Forisha	Assistant Principal
Classroom Teacher	Sabrina McElligott	Kindergarten Teacher
Classroom Teacher	Tiffany Key	Third Grade Teacher
Paraprofessional	Dalia Pliley	Office Manager
Parent	Katie Zuverink	Parent
Parent	Quyen Nguyen	Parent
Parent	Tonia Sanchez	Parent
Parent	Jennifer Sierra	Parent
Classroom Teacher	Rebecca Vanderbrook	Fourth Grade Teacher
Classroom Teacher	Emily Melton	First Grade Teacher
Classroom Teacher	Becky Lindquist	Fifth Grade Teacher
District-level Professional	Jana Sandall	Director student, family and community services
Business Representative	Sarah Quilici	Business Member
Community Representative	Doreen Mayrell	Community Representative
Community Representative	Ashley Tolbert	Business Member
Parent	Prita Kulkarni	Parent
Community Representative	Bob Thigpen	Community Representative
Non-classroom Professional	Katy Hunter	Counselor
Classroom Teacher	Paula Kleeburg	Second Grade Teacher

Campus Funding Summary

199 State Comp Ed					
Goal	Objective	Strategy	Resources Needed	Account Code	Amount
					\$0.00
Sub-Total					\$0.00
Budgeted Fund Source Amount					\$1,210.00
+/- Difference					\$1,210.00
199 Bilingual/ESL/ELL					
Goal	Objective	Strategy	Resources Needed	Account Code	Amount
					\$0.00
Sub-Total					\$0.00
Budgeted Fund Source Amount					\$306.00
+/- Difference					\$306.00
282 ESSER III					
Goal	Objective	Strategy	Resources Needed	Account Code	Amount
					\$0.00
Sub-Total					\$0.00
Budgeted Fund Source Amount					\$1,760.00
+/- Difference					\$1,760.00
Grand Total Budgeted					\$3,276.00
Grand Total Spent					\$0.00
+/- Difference					\$3,276.00

Addendums

HB3 Campus Goals - All Grades STAAR at Meets Standard

Bethany

2022 Rates: Based on percent of students at STAAR All Grades Meets Grade Level standard on Accountability Subset based on Domain 1 Rules.

2022 Number Tested: If students at Meets standard is less than 5, the number of students tested is not displayed for masking rules.

Campus 2027 Goal for each student group based on the increase for each group required at the district level.

Target for interim years based achieving increases of 12% in 2023, 15% in 2024, 18% in 2025, 25% in 2026, and 30% in 2027 of the required overall increase from 2022 to 2027.

Reading

Grade 3

Year	African American	Hispanic	White	American Indian	Asian	Pacific Islander	Special Ed.	Eco Disadv.	Former Spec. Ed.	EL Current	Cont. Enrolled	Non-Cont.	All
2022 # of Students	8	4	23	0	11	0	9	11	0	12	40	8	48
2022	25	75	83		100		44	55		92	82	50	77
2023	27	77	84		100		47	57		94	83	51	78
2024	29	79	84		100		50	59		96	83	53	78
2025	31	81	85		100		54	61		99	84	55	79
2026	35	85	87		100		60	65		100	86	58	81
2027	39	89	88		100		67	69		100	87	61	82

HB3 Campus Goals - All Grades STAAR at Meets Standard

Bethany

2022 Rates: Based on percent of students at STAAR All Grades Meets Grade Level standard on Accountability Subset based on Domain 1 Rules.

2022 Number Tested: If students at Meets standard is less than 5, the number of students tested is not displayed for masking rules.

Campus 2027 Goal for each student group based on the increase for each group required at the district level.

Target for interim years based achieving increases of 12% in 2023, 15% in 2024, 18% in 2025, 25% in 2026, and 30% in 2027 of the required overall increase from 2022 to 2027.

Reading											Grade 4		
Year	African American	Hispanic	White	American Indian	Asian	Pacific Islander	Special Ed.	Eco Disadv.	Former Spec. Ed.	EL Current	Cont. Enrolled	Non-Cont.	All
2022 # of Students	1	9	20	1	12	0	9	12	0	8	31	14	45
2022	0	56	90	100	67		33	67		75	71	71	71
2023	2	58	91	100	68		36	69		77	72	72	72
2024	4	60	91	100	68		39	71		79	72	74	72
2025	6	62	92	100	69		43	73		82	73	76	73
2026	10	66	94	100	71		49	77		86	75	79	75
2027	14	70	95	100	72		56	81		91	76	82	76

HB3 Campus Goals - All Grades STAAR at Meets Standard

Bethany

2022 Rates: Based on percent of students at STAAR All Grades Meets Grade Level standard on Accountability Subset based on Domain 1 Rules.

2022 Number Tested: If students at Meets standard is less than 5, the number of students tested is not displayed for masking rules.

Campus 2027 Goal for each student group based on the increase for each group required at the district level.

Target for interim years based achieving increases of 12% in 2023, 15% in 2024, 18% in 2025, 25% in 2026, and 30% in 2027 of the required overall increase from 2022 to 2027.

Reading

Grade 5

Year	African American	Hispanic	White	American Indian	Asian	Pacific Islander	Special Ed.	Eco Disadv.	Former Spec. Ed.	EL Current	Cont. Enrolled	Non-Cont.	All
2022 # of Students	4	5	29	0	7	0	6	10	2	8	43	5	48
2022	0	40	90		100		33	60	100	62	79	60	77
2023	2	42	91		100		36	62	100	64	80	61	78
2024	4	44	91		100		39	64	100	66	80	63	78
2025	6	46	92		100		43	66	100	69	81	65	79
2026	10	50	94		100		49	70	100	73	83	68	81
2027	14	54	95		100		56	74	100	78	84	71	82

HB3 Campus Goals - All Grades STAAR at Meets Standard

Bethany

2022 Rates: Based on percent of students at STAAR All Grades Meets Grade Level standard on Accountability Subset based on Domain 1 Rules.

2022 Number Tested: If students at Meets standard is less than 5, the number of students tested is not displayed for masking rules.

Campus 2027 Goal for each student group based on the increase for each group required at the district level.

Target for interim years based achieving increases of 12% in 2023, 15% in 2024, 18% in 2025, 25% in 2026, and 30% in 2027 of the required overall increase from 2022 to 2027.

Reading											All Grades		
Year	African American	Hispanic	White	American Indian	Asian	Pacific Islander	Special Ed.	Eco Disadv.	Former Spec. Ed.	EL Current	Cont. Enrolled	Non-Cont.	All
2022 # of Students	13	18	72	1	30	0	24	33	2	28	114	27	141
2022	15	56	88	100	87		38	61	100	79	78	63	75
2023	17	58	89	100	88		41	63	100	81	79	64	76
2024	19	60	89	100	88		44	65	100	83	79	66	76
2025	21	62	90	100	89		48	67	100	86	80	68	77
2026	25	66	92	100	91		54	71	100	90	82	71	79
2027	29	70	93	100	92		61	75	100	95	83	74	80

HB3 Campus Goals - All Grades STAAR at Meets Standard

Bethany

2022 Rates: Based on percent of students at STAAR All Grades Meets Grade Level standard on Accountability Subset based on Domain 1 Rules.

2022 Number Tested: If students at Meets standard is less than 5, the number of students tested is not displayed for masking rules.

Campus 2027 Goal for each student group based on the increase for each group required at the district level.

Target for interim years based achieving increases of 12% in 2023, 15% in 2024, 18% in 2025, 25% in 2026, and 30% in 2027 of the required overall increase from 2022 to 2027.

Math

Grade 3

Year	African American	Hispanic	White	American Indian	Asian	Pacific Islander	Special Ed.	Eco Disadv.	Former Spec. Ed.	EL Current	Cont. Enrolled	Non-Cont.	All
2022 # of Students	8	4	23	0	11	0	9	11	0	12	40	8	48
2022	12	75	70		100		56	45		83	72	50	69
2023	15	77	71		100		59	47		85	73	52	70
2024	18	80	73		100		62	50		87	75	54	72
2025	21	84	75		100		66	54		90	77	57	74
2026	27	88	77		100		71	58		94	79	61	76
2027	33	94	80		100		78	64		99	82	66	79

HB3 Campus Goals - All Grades STAAR at Meets Standard

Bethany

2022 Rates: Based on percent of students at STAAR All Grades Meets Grade Level standard on Accountability Subset based on Domain 1 Rules.

2022 Number Tested: If students at Meets standard is less than 5, the number of students tested is not displayed for masking rules.

Campus 2027 Goal for each student group based on the increase for each group required at the district level.

Target for interim years based achieving increases of 12% in 2023, 15% in 2024, 18% in 2025, 25% in 2026, and 30% in 2027 of the required overall increase from 2022 to 2027.

Math											Grade 4		
Year	African American	Hispanic	White	American Indian	Asian	Pacific Islander	Special Ed.	Eco Disadv.	Former Spec. Ed.	EL Current	Cont. Enrolled	Non-Cont.	All
2022 # of Students	1	9	19	1	12	0	8	12	0	8	30	14	44
2022	0	44	74	100	58		38	50		50	60	57	59
2023	3	46	75	100	59		41	52		52	61	59	60
2024	6	49	77	100	61		44	55		54	63	61	62
2025	9	53	79	100	63		48	59		57	65	64	64
2026	15	57	81	100	65		53	63		61	67	68	66
2027	21	63	84	100	68		60	69		66	70	73	69

HB3 Campus Goals - All Grades STAAR at Meets Standard

Bethany

2022 Rates: Based on percent of students at STAAR All Grades Meets Grade Level standard on Accountability Subset based on Domain 1 Rules.

2022 Number Tested: If students at Meets standard is less than 5, the number of students tested is not displayed for masking rules.

Campus 2027 Goal for each student group based on the increase for each group required at the district level.

Target for interim years based achieving increases of 12% in 2023, 15% in 2024, 18% in 2025, 25% in 2026, and 30% in 2027 of the required overall increase from 2022 to 2027.

Math

Grade 5

Year	African American	Hispanic	White	American Indian	Asian	Pacific Islander	Special Ed.	Eco Disadv.	Former Spec. Ed.	EL Current	Cont. Enrolled	Non-Cont.	All
2022 # of Students	4	5	29	0	7	0	6	10	2	8	43	5	48
2022	0	80	69		86		33	50	50	62	70	0	62
2023	3	82	70		87		36	52	51	64	71	2	63
2024	6	85	72		89		39	55	53	66	73	4	65
2025	9	89	74		91		43	59	55	69	75	7	67
2026	15	93	76		93		48	63	57	73	77	11	69
2027	21	99	79		96		55	69	60	78	80	16	72

HB3 Campus Goals - All Grades STAAR at Meets Standard

Bethany

2022 Rates: Based on percent of students at STAAR All Grades Meets Grade Level standard on Accountability Subset based on Domain 1 Rules.

2022 Number Tested: If students at Meets standard is less than 5, the number of students tested is not displayed for masking rules.

Campus 2027 Goal for each student group based on the increase for each group required at the district level.

Target for interim years based achieving increases of 12% in 2023, 15% in 2024, 18% in 2025, 25% in 2026, and 30% in 2027 of the required overall increase from 2022 to 2027.

Math											All Grades		
Year	African American	Hispanic	White	American Indian	Asian	Pacific Islander	Special Ed.	Eco Disadv.	Former Spec. Ed.	EL Current	Cont. Enrolled	Non-Cont.	All
2022 # of Students	13	18	71	1	30	0	23	33	2	28	113	27	140
2022	8	61	70	100	80		43	48	50	68	68	44	64
2023	11	63	71	100	81		46	50	51	70	69	46	65
2024	14	66	73	100	83		49	53	53	72	71	48	67
2025	17	70	75	100	85		53	57	55	75	73	51	69
2026	23	74	77	100	87		58	61	57	79	75	55	71
2027	29	80	80	100	90		65	67	60	84	78	60	74

HB3 Campus Goals - All Grades STAAR at Meets Standard

Bethany

2022 Rates: Based on percent of students at STAAR All Grades Meets Grade Level standard on Accountability Subset based on Domain 1 Rules.

2022 Number Tested: If students at Meets standard is less than 5, the number of students tested is not displayed for masking rules.

Campus 2027 Goal for each student group based on the increase for each group required at the district level.

Target for interim years based achieving increases of 12% in 2023, 15% in 2024, 18% in 2025, 25% in 2026, and 30% in 2027 of the required overall increase from 2022 to 2027.

Science 5

Grade 5

Year	African American	Hispanic	White	American Indian	Asian	Pacific Islander	Special Ed.	Eco Disadv.	Former Spec. Ed.	EL Current	Cont. Enrolled	Non-Cont.	All
2022 # of Students	4	5	29	0	7	0	6	10	2	8	43	5	48
2022	0	80	62		71		17	40	0	38	60	40	58
2023	3	82	63		72		20	42	1	40	61	42	59
2024	6	85	65		74		23	45	3	42	63	44	61
2025	9	89	67		76		27	49	5	45	65	47	63
2026	15	94	69		78		32	54	8	49	67	51	65
2027	21	100	72		81		39	60	12	54	70	55	68

CAMPUS APPENDIX

STATE MANDATES IMPLEMENTATION REFERENCE

Texas law and Board Policies mandate the following be addressed with strategies for improving student performance. To increase the LEA's ability to focus on a limited number of targeted initiatives in this improvement plan, the LEA will plan, implement, monitor and evaluate the following mandates through other procedures and practices. When requested, the LEA Person Responsible will report progress to the site-based committee.

LEA Person Responsible for update	Mandate	Reference	Location of Documentation
Principal, Executive Director for Student & Family Services	<p>Bullying</p> <p>Staff Prevention</p> <ul style="list-style-type: none"> ● Identify high risk areas ● Monitor high risk areas ● Follow campus rules/expectations <p>Staff Education</p> <ul style="list-style-type: none"> ● Participate in annual staff training on bullying/sexual harassment/suicide prevention/trauma informed practices/human trafficking ● Review referral process <p>Staff Intervention</p> <ul style="list-style-type: none"> ● Establish recommended intervention strategies for classroom/campus ● Implement campus referral plan ● Utilize Discipline Management strategies <p>Student Prevention</p> <ul style="list-style-type: none"> ● Clearly state student expectations/campus rules/citizenship ● Monitor high risk areas <p>Student Education</p> <ul style="list-style-type: none"> ● Explain referral process/contacts ● Anonymous Tip Line <p>Student Intervention</p> <ul style="list-style-type: none"> ● Apply classroom interventions 	TEC 11.252(a)(3)(E)	The school will follow the Student Handbook and Board Policies: FFI, FDB, FFF, FFH, FO, CQA, and FFB.

	<ul style="list-style-type: none"> ● Employ discipline interventions ● Use other intervention strategies as necessary/appropriate ● Conference with parents/students 		
Principal, District Coordinator K-12 Health and Physical Education, District Health Services	<p>Coordinated Health Program</p> <p>Coordinated School Health</p> <ul style="list-style-type: none"> ● K-8 Designate a Campus Wellness Captain and establish a Campus Wellness Team; set meetings, establish measurable goals and document progress toward goal completion. Campus Wellness Plan ● K-8 Include at least one Parent on Campus Wellness Team. ● K-8 Ensure that all components of the Coordinated School Health curriculum are delivered in an appropriate setting, i.e. classroom component requires use of a classroom. ● K-8 Create a Coordinated School Health bulletin board inside the school building for students, staff and parents to view. ● K-8 Notify parents/community members of Family Wellness Nights/Health Fairs through use of marquee, newsletter, web page, and/or myPISD. <p>Fitness</p> <ul style="list-style-type: none"> ● 3-8 Pre and Post Assess all eligible students using fitness test components. ● 4th and 7th Ensure all data for 3rd - 8th grade students is entered on timely basis, fitness report cards are printed (4th grade and 7th grade) and sent to parents or linked through myPISD. Include at least one Parent on Campus Wellness Team. <p>Physical Activity Requirements</p> <ul style="list-style-type: none"> ● K-8 Campuses Only: Ensure students are receiving required physical education classes/minutes for each school year and achieving moderate to vigorous physical activity (MVPA) 50% of the physical education class period. 	TEC 11.253(d) Board Policy FFA(Local)	The school will follow Board Policies: FFA and EHAA.

	<ul style="list-style-type: none"> ● K-8 Measure MVPA and physical activity time using pedometers and heart rate monitors. ● K-8 Ensure physical education staff is using a sequential and developmentally appropriate curriculum which has students active at least 70%-90% of class time. ● K-5 Ensure students are receiving daily unstructured play during recess. ● K-5 Encourage opportunities for brain breaks and short activity breaks throughout the day. <p>Attendance</p> <ul style="list-style-type: none"> ● K-8 Monitor attendance of students and follow up on prominent and chronic absences. 		
Principal, Human Resources	<p>Recruiting Certified Teachers and Highly-Qualified Paraprofessionals</p> <ul style="list-style-type: none"> ● Local on-going high quality professional development based on campus needs or district identified needs is provided to all teachers in all core subject areas. ● Funding source: State and Local 	ESSA	
Principal, Executive Director for Student and Family Services	<p>Parent Involvement</p> <ul style="list-style-type: none"> ● Require all parents to register students via Parent Portal in order to have access to eNews, grades, attendance, and other electronic information. Funding Sources: SCE, Title I and Local ● Identify parents without computer/Internet access and offer assistance through the District Mobile Technology Lab for parent education and access. Funding Sources: SCE, Title I and Local ● Upgrade and maintain the campus website for easy access and increased communication with the community. Funding source: State and Local ● Communicate information through eNews and through hard copies when Internet access is not available. Funding source: State and Local 		

	<ul style="list-style-type: none">● Utilize social media to keep parents and community informed. Funding source: State and Local● PTA representative meets with the principal on a monthly basis to gain insight to student/parent needs. Funding source: State and Local● Partner with PTA to offer parental programs on a variety of topics (academic, social, etc...). Funding source: State and Local● Parent Education programs focused on relevant topics of interest will be available upon request by any campus or PTA		
--	--------------------------------------------------------------------------------------------------------------------------------------------------------------------------------------------------------------------------------------------------------------------------------------------------------------------------------------------------------------------------------------------------------------------------------------------------------------------------------------------------------------------------------------------------------------------------	--	--