

Plano Independent School District

Meadows Elementary

2023-2024 Improvement Plan



Public Presentation Date: October 3, 2023

Mission Statement

Meadows Mission

The Meadows Elementary learning community is committed to ensuring high levels of success for all students.

Vision

Meadows Vision

Meadows Elementary will serve as a cornerstone of Excellence, Caring, Collaboration, Learning and Success in our community.

Table of Contents

Priority Problem Statements	4
Comprehensive Needs Assessment Data Documentation	4
Goals	5
Goal 1: Pillar 1 - Teaching and Learning - All Plano ISD students will be challenged to make appropriate individual growth through high quality programming and instruction that is relevant, engaging and differentiated to meet students' learning needs. 1.1 Strategic Plan - Improve, align and remove barriers for academic programs to ensure they are accessible to and differentiated for all students to achieve high levels of learning. 1.2 Strategic Plan - Develop and deliver systems for learning that articulate expectations and provide support for all staff, campus administrators and district office leaders to ensure engaging, high levels of learning for all students. 1.3 Strategic Plan - Design and implement a program evaluation model and calendar that provides data for program improvement on an annual basis. 1.4 Strategic Plan - Design student experiences to increase student agency and engagement in and out of the classroom. 1.7 DIP - Plano ISD will increase student learning as evidenced by an increase in the percentage of students performing at the Meets grade level standard on STAAR/EOC ELAR from 2022 baseline to 2024. 1.8 DIP - Plano ISD will increase student learning as evidenced by an increase in the percentage of students performing at the Meets grade level standard on STAAR/EOC Math from 2022 baseline to 2024. 1.9 DIP - Plano ISD will increase student learning in Science as evidenced by an increase in the percentage of students performing at the Meets grade level standard on STAAR/EOC Science from 2022 baseline to 2024. 1.10 DIP - Plano ISD will increase student learning in Social Studies as evidenced by an increase in the percentage of students performing at the Meets grade level standard on STAAR 8 Social Studies from 2022 baseline to 2024.	6
Goal 2: Pillar 2 - Life Ready - All Plano ISD students will have access to programs and experiences that will build a future-ready workforce and successfully bridge students to their chosen pathways. Strategic Plan - 2.1 Design, build and implement programs that provide expanded pathways for students to high-wage, high-demand careers that span a variety of interests. Strategic Plan - 2.2 Provide improved marketing, communications and advising for students and families related to pathways for the future. Strategic Plan - 2.3 Increase access and opportunities for students to achieve CCMR readiness status (Pre-K through 12th grade system). DIP - 2.4 Plano ISD will reach and maintain the long term four-year graduation rate for All Students and all student groups at 98.0% or higher by 2037-38 school year. The interim goal is to reach and maintain a four-year graduation rate of 92.7% or higher for all students. DIP - 2.5 Plano ISD will reach and maintain the long term CCMR rate for All Students at 93.0% or higher by 2037-38 school year. The interim goal is to reach and maintain a CCMR rate of 88% or higher for the all student group.	14
Goal 3: Pillar 3 - Talent Acquisition, Support, and Growth - The care, development and support of our Plano ISD staff are the foundation of our ability to recruit, hire and retain the necessary talent to provide a caring, nurturing yet rigorous environment for all students. Strategic Plan - 3.1 Implement a talent recruitment, development and retention plan to ensure a highly qualified staff member in every position. Strategic Plan - 3.2 Design and deliver a multi-pronged, aligned Professional Learning plan for onboarding and continuous growth to increase student engagement, achievement and growth. Strategic Plan - 3.3 Design and implement systems and opportunities to strengthen the Plano ISD Leadership Pipeline for all levels of the organization.	15
Goal 4: Pillar 4 - Safety, Wellness & Community Engagement - All Plano ISD facilities will provide a safe and welcoming environment for students, staff and families to experience a sense of belonging. Strategic Plan - 4.1 Implement safety measures and protocols at all facilities and events. Strategic Plan - 4.2 Implement interventions and systems of support to ensure a safe, orderly and respectful learning environment. Strategic Plan - 4.3 Create a culture of belonging for all members of the Plano ISD community. Strategic Plan - 4.4 Engage the community through timely, consistent and innovative communication. DIP - 4.5 To support student academic achievement, the district and all campuses will incorporate effective strategies to improve student attendance and behavior.	16
Goal 5: Pillar 5 - Partnerships & Strategic Resource Management - Plano ISD will maximize resources and community partnerships to achieve district goals that meet the needs of students and staff. Strategic Plan - 5.1 Increase community partnerships to elevate student learning outcomes and experiences. Strategic Plan - 5.2 Implement budget processes through the Strategic Allocation Model to ensure resource alignment to student needs and desired outcomes. Strategic Plan - 5.3 Develop and implement plans to efficiently use district facilities that will provide expanded opportunities for students. DIP - 5.4 Federal and State Mandates	26
Addendums	27

Priority Problem Statements

Problem Statement 1: 40% of Quintile 1, 2 and 3 students did not meet 100% growth met on Reading MAP

Root Cause 1: We need to align Tier I instruction strategies with the needs of the students.

Problem Statement 1 Areas: Student Learning

Problem Statement 2: 50% of Quintile 1, 2 and 3 students did not meet 100% growth met on Math MAP.

Root Cause 2: We need to align Tier I instruction strategies with the needs of the students.

Problem Statement 2 Areas: Student Learning

Comprehensive Needs Assessment Data Documentation

The following data were used to verify the comprehensive needs assessment analysis:

Improvement Planning Data

- District goals
- Campus goals
- HB3 Reading and math goals for PreK-3
- Performance Objectives with summative review (prior year)
- Campus/District improvement plans (current and prior years)
- Covid-19 Factors and/or waivers for Assessment, Accountability, ESSA, Missed School Days, Educator Appraisals, etc.
- Planning and decision making committee(s) meeting data
- State and federal planning requirements

Accountability Data

- Texas Academic Performance Report (TAPR) data
- Student Achievement Domain
- Student Progress Domain
- Closing the Gaps Domain
- Effective Schools Framework data
- Comprehensive, Targeted, and/or Additional Targeted Support Identification data
- Accountability Distinction Designations
- Federal Report Card and accountability data

Student Data: Assessments

- State and federally required assessment information
- STAAR current and longitudinal results, including all versions
- STAAR released test questions
- STAAR Emergent Bilingual (EB) progress measure data
- Texas English Language Proficiency Assessment System (TELPAS) and TELPAS Alternate results
- Texas Primary Reading Inventory (TPRI), Tejas LEE, or other alternate early reading assessment results
- Local diagnostic reading assessment data
- Local benchmark or common assessments data
- Running Records results
- Texas approved PreK - 2nd grade assessment data

Goals

Revised/Approved: September 11, 2023

Goal 1: Pillar 1 - Teaching and Learning - All Plano ISD students will be challenged to make appropriate individual growth through high quality programming and instruction that is relevant, engaging and differentiated to meet students' learning needs.

1.1 Strategic Plan - Improve, align and remove barriers for academic programs to ensure they are accessible to and differentiated for all students to achieve high levels of learning.

1.2 Strategic Plan - Develop and deliver systems for learning that articulate expectations and provide support for all staff, campus administrators and district office leaders to ensure engaging, high levels of learning for all students.

1.3 Strategic Plan - Design and implement a program evaluation model and calendar that provides data for program improvement on an annual basis.

1.4 Strategic Plan - Design student experiences to increase student agency and engagement in and out of the classroom.

1.7 DIP - Plano ISD will increase student learning as evidenced by an increase in the percentage of students performing at the Meets grade level standard on STAAR/EOC ELAR from 2022 baseline to 2024.

1.8 DIP - Plano ISD will increase student learning as evidenced by an increase in the percentage of students performing at the Meets grade level standard on STAAR/EOC Math from 2022 baseline to 2024.

1.9 DIP - Plano ISD will increase student learning in Science as evidenced by an increase in the percentage of students performing at the Meets grade level standard on STAAR/EOC Science from 2022 baseline to 2024.

1.10 DIP - Plano ISD will increase student learning in Social Studies as evidenced by an increase in the percentage of students performing at the Meets grade level standard on STAAR 8 Social Studies from 2022 baseline to 2024.

Performance Objective 1: K-5 READING LANGUAGE ARTS

HB#3 - The percent of 3rd grade students that score Meets grade level or above on STAAR Reading will increase from 39% in 2022 to 40% by June 2024. The Special Education student group performance will increase from 30% in 2022 to 36% by June 2024. The Economically Disadvantaged student group performance will increase from 38% in 2022 to 42% by 2024.

The percent of 4th grade students that score Meets grade level or above on STAAR Reading will increase from 60% in 2022 to 61% by June 2024. The Special Education student group performance will increase from 23% in 2022 to 29% by June 2024. The Economically Disadvantaged student group performance will





increase from 60% in 2022 to 64% by 2024.

The percent of 5th grade students that score Meets grade level or above on STAAR Reading will increase from 57% in 2022 to 58% by June 2024. The Special Education student group performance will increase from 46% in 2022 to 52% by June 2024. The Economically Disadvantaged student group performance will increase from 51% in 2022 to 55% by 2024.

HB3 Goal

Evaluation Data Sources: 2024 STAAR Reading Language Arts

Strategy 1 Details	Reviews		
Strategy 1: Teachers will participate in Extended Planning to unpack Essential Standards, analyze data, develop unit calendars and formative assessments. Strategy's Expected Result/Impact: 100% of grade level teams will unpack standards and analyze unit and district assessments in order to increase student growth and achievement on district and state assessments. Staff Responsible for Monitoring: Grade Level Teachers, Instructional Support Team, Administrators Title I: 2.4 - TEA Priorities: Build a foundation of reading and math - ESF Levers: Lever 1: Strong School Leadership and Planning, Lever 4: High-Quality Instructional Materials and Assessments, Lever 5: Effective Instruction Problem Statements: Student Learning 1	Formative		Summative
	Nov	Feb	June
Strategy 2 Details	Reviews		
Strategy 2: Teachers will design weekly lesson that incorporate strategies to address three Instructional Elements: Asking In depth Questions, Engaging Students in Complex Tasks and Organizing Students to Interact and Collaborate. Strategy's Expected Result/Impact: Increase student growth and achievement on district and state assessments. Staff Responsible for Monitoring: Teachers, Instructional Coaches, Instructional Support and Administrators Title I: 2.4, 2.6 - ESF Levers: Lever 1: Strong School Leadership and Planning, Lever 4: High-Quality Instructional Materials and Assessments, Lever 5: Effective Instruction Problem Statements: Student Learning 1	Formative		Summative
	Nov	Feb	June

Strategy 3 Details		Reviews		
Strategy 3: Teachers will hold weekly Data Meetings to analyze formative, summative and interim assessment data in order to monitor student progress and make instructional adjustments in a timely manner and continued growth in student performance. Strategy's Expected Result/Impact: Increase student growth and achievement on district and state assessments. Staff Responsible for Monitoring: Teachers, Instructional Coaches, Instructional Support and Administrators. Title I: 2.4, 2.6 - TEA Priorities: Build a foundation of reading and math - ESF Levers: Lever 1: Strong School Leadership and Planning, Lever 4: High-Quality Instructional Materials and Assessments, Lever 5: Effective Instruction Problem Statements: Student Learning 1		Formative		Summative
		Nov	Feb	June
<div>  No Progress  Accomplished  Continue/Modify  Discontinue </div>				

Performance Objective 1 Problem Statements:

Student Learning
Problem Statement 1: 40% of Quintile 1, 2 and 3 students did not meet 100% growth met on Reading MAP Root Cause: We need to align Tier I instruction strategies with the needs of the students.

Goal 1: Pillar 1 - Teaching and Learning - All Plano ISD students will be challenged to make appropriate individual growth through high quality programming and instruction that is relevant, engaging and differentiated to meet students' learning needs.

1.1 Strategic Plan - Improve, align and remove barriers for academic programs to ensure they are accessible to and differentiated for all students to achieve high levels of learning.

1.2 Strategic Plan - Develop and deliver systems for learning that articulate expectations and provide support for all staff, campus administrators and district office leaders to ensure engaging, high levels of learning for all students.

1.3 Strategic Plan - Design and implement a program evaluation model and calendar that provides data for program improvement on an annual basis.

1.4 Strategic Plan - Design student experiences to increase student agency and engagement in and out of the classroom.

1.7 DIP - Plano ISD will increase student learning as evidenced by an increase in the percentage of students performing at the Meets grade level standard on STAAR/EOC ELAR from 2022 baseline to 2024.

1.8 DIP - Plano ISD will increase student learning as evidenced by an increase in the percentage of students performing at the Meets grade level standard on STAAR/EOC Math from 2022 baseline to 2024.

1.9 DIP - Plano ISD will increase student learning in Science as evidenced by an increase in the percentage of students performing at the Meets grade level standard on STAAR/EOC Science from 2022 baseline to 2024.

1.10 DIP - Plano ISD will increase student learning in Social Studies as evidenced by an increase in the percentage of students performing at the Meets grade level standard on STAAR 8 Social Studies from 2022 baseline to 2024.

Performance Objective 2: K-5 MATHEMATICS

HB3 - The percent of 3rd grade students that score Meets grade level or above on STAAR Math will increase from 33% in 2022 to 36% by June 2024. The Special Education student group performance will increase from 30% in 2022 to 36% by June 2024. The Economically Disadvantaged student group performance will increase from 29% in 2022 to 34% by 2024.





The percent of 4th grade students that score Meets grade level or above on STAAR Math will increase from 46% in 2022 to 49% by June 2024. The Special Education student group performance will increase from 23% in 2022 to 29% by June 2024. The Economically Disadvantaged student group performance will increase from 46% in 2022 to 51% by 2024.

The percent of 5th grade students that score Meets grade level or above on STAAR Math will increase from 32% in 2022 to 35% by June 2024. The Special Education student group performance will increase from 31% in 2022 to 37% by June 2024. The Economically Disadvantaged student group performance will increase from 25% in 2022 to 30% by 2024.

HB3 Goal

Evaluation Data Sources: 2024 STAAR Math

Strategy 1 Details	Reviews		
Strategy 1: Teachers will participate in Extended Planning to unpack Essential Standards, analyze data, develop unit calendars and formative assessments. Strategy's Expected Result/Impact: 100% of grade level teams will unpack standards and analyze unit and district assessments in order to increase student growth and achievement on district and state assessments. Staff Responsible for Monitoring: Grade Level Teachers, Instructional Support Team, Administrators Title I: 2.4, 2.6 - TEA Priorities: Build a foundation of reading and math - ESF Levers: Lever 1: Strong School Leadership and Planning, Lever 4: High-Quality Instructional Materials and Assessments, Lever 5: Effective Instruction Problem Statements: Student Learning 2	Formative		Summative
	Nov	Feb	June
Strategy 2 Details	Reviews		
Strategy 2: Teachers will design weekly lesson that incorporate strategies to address three Instructional Elements: Asking In depth Questions, Engaging Students in Complex Tasks, Organizing Students to Interact and Collaborate and Recording and representing Content. Strategy's Expected Result/Impact: Increase student growth and achievement on district and state assessments. Staff Responsible for Monitoring: Teachers, Instructional Coaches, Instructional Support and Administrators. Title I: 2.4, 2.6 - TEA Priorities: Build a foundation of reading and math - ESF Levers: Lever 1: Strong School Leadership and Planning, Lever 4: High-Quality Instructional Materials and Assessments, Lever 5: Effective Instruction Problem Statements: Student Learning 2	Formative		Summative
	Nov	Feb	June

Strategy 3 Details		Reviews		
Strategy 3: Teachers will hold weekly Data Meetings to analyze formative, summative and interim assessment data in order to monitor student progress and make instructional adjustments in a timely manner and continued growth in student performance. Strategy's Expected Result/Impact: Increase student growth and achievement on district and state assessments. Staff Responsible for Monitoring: Teachers, Instructional Coaches, Instructional Support and Administrators. Title I: 2.4, 2.6 - TEA Priorities: Build a foundation of reading and math - ESF Levers: Lever 1: Strong School Leadership and Planning, Lever 4: High-Quality Instructional Materials and Assessments, Lever 5: Effective Instruction Problem Statements: Student Learning 2		Formative		Summative
		Nov	Feb	June
<div>  No Progress  Accomplished  Continue/Modify  Discontinue </div>				

Performance Objective 2 Problem Statements:

Student Learning
Problem Statement 2: 50% of Quintile 1, 2 and 3 students did not meet 100% growth met on Math MAP. Root Cause: We need to align Tier I instruction strategies with the needs of the students.

Goal 1: Pillar 1 - Teaching and Learning - All Plano ISD students will be challenged to make appropriate individual growth through high quality programming and instruction that is relevant, engaging and differentiated to meet students' learning needs.

1.1 Strategic Plan - Improve, align and remove barriers for academic programs to ensure they are accessible to and differentiated for all students to achieve high levels of learning.

1.2 Strategic Plan - Develop and deliver systems for learning that articulate expectations and provide support for all staff, campus administrators and district office leaders to ensure engaging, high levels of learning for all students.

1.3 Strategic Plan - Design and implement a program evaluation model and calendar that provides data for program improvement on an annual basis.

1.4 Strategic Plan - Design student experiences to increase student agency and engagement in and out of the classroom.

1.7 DIP - Plano ISD will increase student learning as evidenced by an increase in the percentage of students performing at the Meets grade level standard on STAAR/EOC ELAR from 2022 baseline to 2024.

1.8 DIP - Plano ISD will increase student learning as evidenced by an increase in the percentage of students performing at the Meets grade level standard on STAAR/EOC Math from 2022 baseline to 2024.

1.9 DIP - Plano ISD will increase student learning in Science as evidenced by an increase in the percentage of students performing at the Meets grade level standard on STAAR/EOC Science from 2022 baseline to 2024.

1.10 DIP - Plano ISD will increase student learning in Social Studies as evidenced by an increase in the percentage of students performing at the Meets grade level standard on STAAR 8 Social Studies from 2022 baseline to 2024.





Performance Objective 3: K-5 SCIENCE

The percent of 5th grade students that score Meets grade level or above on STAAR Science will increase from 28% in 2022 to 31% by June 2024. The Special Education student group performance will increase from 23% in 2022 to 29% by June 2024. The Economically Disadvantaged student group performance will increase from 24% in 2022 to 29% by 2024.

HB3 Goal

Evaluation Data Sources: 2024 STAAR Science

Strategy 1 Details		Reviews		
Strategy 1: Teachers will participate in Extended Planning to unpack Essential Standards, analyze data, develop unit calendars and formative assessments. Strategy's Expected Result/Impact: 100% of grade level teams will unpack standards and analyze unit and district assessments in order to increase student growth and achievement on district and state assessments. Staff Responsible for Monitoring: Teachers, Instructional Coaches, Instructional Support and Administrators. Title I: 2.4, 2.6 - TEA Priorities: Build a foundation of reading and math - ESF Levers: Lever 1: Strong School Leadership and Planning, Lever 4: High-Quality Instructional Materials and Assessments, Lever 5: Effective Instruction Problem Statements: Student Learning 2		Formative		Summative
		Nov	Feb	June
Strategy 2 Details		Reviews		
Strategy 2: Teachers will design weekly lesson that incorporate strategies to address three Instructional Elements: Asking In depth Questions, Engaging Students in Complex Tasks and Organizing Students to Interact and Collaborate. Strategy's Expected Result/Impact: Increase student growth and achievement on district and state assessments. Staff Responsible for Monitoring: Teachers, Instructional Coaches, Instructional Support and Administrators. Title I: 2.4, 2.6 - TEA Priorities: Build a foundation of reading and math - ESF Levers: Lever 1: Strong School Leadership and Planning, Lever 4: High-Quality Instructional Materials and Assessments, Lever 5: Effective Instruction Problem Statements: Student Learning 2		Formative		Summative
		Nov	Feb	June

Strategy 3 Details		Reviews		
Strategy 3: Teachers will hold weekly Data Meetings to analyze formative, summative and interim assessment data in order to monitor student progress and make instructional adjustments in a timely manner and continued growth in student performance. Strategy's Expected Result/Impact: Increase student growth and achievement on district and state assessments. Staff Responsible for Monitoring: Teachers, Instructional Coaches, Instructional Support and Administrators. Title I: 2.4, 2.6 - TEA Priorities: Build a foundation of reading and math - ESF Levers: Lever 1: Strong School Leadership and Planning, Lever 4: High-Quality Instructional Materials and Assessments, Lever 5: Effective Instruction Problem Statements: Student Learning 2		Formative		Summative
		Nov	Feb	June
<div>  No Progress  Accomplished  Continue/Modify  Discontinue </div>				

Performance Objective 3 Problem Statements:

Student Learning
Problem Statement 2: 50% of Quintile 1, 2 and 3 students did not meet 100% growth met on Math MAP. Root Cause: We need to align Tier I instruction strategies with the needs of the students.

Goal 2: Pillar 2 - Life Ready - All Plano ISD students will have access to programs and experiences that will build a future-ready workforce and successfully bridge students to their chosen pathways.

Strategic Plan - 2.1 Design, build and implement programs that provide expanded pathways for students to high-wage, high-demand careers that span a variety of interests.

Strategic Plan - 2.2 Provide improved marketing, communications and advising for students and families related to pathways for the future.

Strategic Plan - 2.3 Increase access and opportunities for students to achieve CCMR readiness status (Pre-K through 12th grade system).

DIP - 2.4 Plano ISD will reach and maintain the long term four-year graduation rate for All Students and all student groups at 98.0% or higher by 2037-38 school year. The interim goal is to reach and maintain a four-year graduation rate of 92.7% or higher for all students.

DIP - 2.5 Plano ISD will reach and maintain the long term CCMR rate for All Students at 93.0% or higher by 2037-38 school year. The interim goal is to reach and maintain a CCMR rate of 88% or higher for the all student group.

Goal 3: Pillar 3 - Talent Acquisition, Support, and Growth - The care, development and support of our Plano ISD staff are the foundation of our ability to recruit, hire and retain the necessary talent to provide a caring, nurturing yet rigorous environment for all students.

Strategic Plan - 3.1 Implement a talent recruitment, development and retention plan to ensure a highly qualified staff member in every position.

Strategic Plan - 3.2 Design and deliver a multi-pronged, aligned Professional Learning plan for onboarding and continuous growth to increase student engagement, achievement and growth.

Strategic Plan - 3.3 Design and implement systems and opportunities to strengthen the Plano ISD Leadership Pipeline for all levels of the organization.

Goal 4: Pillar 4 - Safety, Wellness & Community Engagement - All Plano ISD facilities will provide a safe and welcoming environment for students, staff and families to experience a sense of belonging.

Strategic Plan - 4.1 Implement safety measures and protocols at all facilities and events.

Strategic Plan - 4.2 Implement interventions and systems of support to ensure a safe, orderly and respectful learning environment.

Strategic Plan - 4.3 Create a culture of belonging for all members of the Plano ISD community.





Strategic Plan - 4.4 Engage the community through timely, consistent and innovative communication.

DIP - 4.5 To support student academic achievement, the district and all campuses will incorporate effective strategies to improve student attendance and behavior.

Performance Objective 1: The all student and individual student group attendance rates will be maintained at 96% or higher.

Evaluation Data Sources: Attendance Data

Strategy 1 Details	Reviews		
Strategy 1: The Attendance MTSS Guidelines will be followed by all teaching staff to ensure ongoing communication with parents regarding attendance. Strategy's Expected Result/Impact: Increase students attendance. Staff Responsible for Monitoring: Teachers, Attendance Secretary Parent Liaison, Counselor, and Administrators Title I: 2.5, 4.1 - TEA Priorities: Build a foundation of reading and math - ESF Levers: Lever 1: Strong School Leadership and Planning, Lever 3: Positive School Culture Problem Statements: Student Learning 1, 2	Formative		Summative
	Nov	Feb	June

Strategy 2 Details	Reviews		
Strategy 2: Admin Team will review Attendance Data every two weeks and follow District Attendance Intervention Protocols Strategy's Expected Result/Impact: Increase student attendance Staff Responsible for Monitoring: Principal, Assistant Principal, Counselor, Instructional Specialist and Campus Secretary Title I: 2.4, 2.5, 2.6 - TEA Priorities: Build a foundation of reading and math - ESF Levers: Lever 1: Strong School Leadership and Planning, Lever 3: Positive School Culture Problem Statements: Student Learning 1, 2	Formative		Summative
	Nov	Feb	June
<div>  No Progress  Accomplished  Continue/Modify  Discontinue </div>			

Performance Objective 1 Problem Statements:

Student Learning
Problem Statement 1: 40% of Quintile 1, 2 and 3 students did not meet 100% growth met on Reading MAP Root Cause: We need to align Tier I instruction strategies with the needs of the students.
Problem Statement 2: 50% of Quintile 1, 2 and 3 students did not meet 100% growth met on Math MAP. Root Cause: We need to align Tier I instruction strategies with the needs of the students.

Goal 4: Pillar 4 - Safety, Wellness & Community Engagement - All Plano ISD facilities will provide a safe and welcoming environment for students, staff and families to experience a sense of belonging.

Strategic Plan - 4.1 Implement safety measures and protocols at all facilities and events.

Strategic Plan - 4.2 Implement interventions and systems of support to ensure a safe, orderly and respectful learning environment.





Strategic Plan - 4.3 Create a culture of belonging for all members of the Plano ISD community.

Strategic Plan - 4.4 Engage the community through timely, consistent and innovative communication.

DIP - 4.5 To support student academic achievement, the district and all campuses will incorporate effective strategies to improve student attendance and behavior.

Performance Objective 2: The district and campuses will incorporate behavior management strategies to reduce the number of discipline placements and maintain a disproportionality risk ratio of 2.0 or lower in each student group.

Strategy 1 Details		Reviews		
Strategy 1: Administrative Team will analyze student discipline reports every two weeks to identify students in need of additional intervention and supports Strategy's Expected Result/Impact: Decrease number of students referrals Staff Responsible for Monitoring: Principal, Assistant Principal, Counselor, Instructional Specialist Title I: 2.4, 2.5, 2.6 - TEA Priorities: Build a foundation of reading and math - ESF Levers: Lever 1: Strong School Leadership and Planning, Lever 3: Positive School Culture Problem Statements: Student Learning 1, 2		Formative		Summative
		Nov	Feb	June

 No Progress
  Accomplished
  Continue/Modify
  Discontinue

Performance Objective 2 Problem Statements:

Student Learning
Problem Statement 1: 40% of Quintile 1, 2 and 3 students did not meet 100% growth met on Reading MAP Root Cause: We need to align Tier I instruction strategies with the needs of the students.

Student Learning
Problem Statement 2: 50% of Quintile 1, 2 and 3 students did not meet 100% growth met on Math MAP. Root Cause: We need to align Tier I instruction strategies with the needs of the students.

Goal 4: Pillar 4 - Safety, Wellness & Community Engagement - All Plano ISD facilities will provide a safe and welcoming environment for students, staff and families to experience a sense of belonging.

Strategic Plan - 4.1 Implement safety measures and protocols at all facilities and events.

Strategic Plan - 4.2 Implement interventions and systems of support to ensure a safe, orderly and respectful learning environment.

Strategic Plan - 4.3 Create a culture of belonging for all members of the Plano ISD community.

Strategic Plan - 4.4 Engage the community through timely, consistent and innovative communication.

DIP - 4.5 To support student academic achievement, the district and all campuses will incorporate effective strategies to improve student attendance and behavior.

Performance Objective 3: The district and campuses will reduce the number of drug incidents (PEIMS Codes 04 & 36) and alcohol (PEIMS Code 05) incidents by 10% based on 2022-23 baseline.

Strategy 1 Details	Reviews		
Strategy 1: Teachers will implement the Character Strong Program, with the help of the school counselor. Strategy's Expected Result/Impact: Decrease drug incidents. Staff Responsible for Monitoring: Teachers, school counselor, and administrators. Title I: 2.6 - TEA Priorities: Build a foundation of reading and math - ESF Levers: Lever 3: Positive School Culture Problem Statements: Student Learning 1, 2	Formative		Summative
	Nov	Feb	June

Strategy 2 Details	Reviews		
Strategy 2: District Parent Workshops will be shared with parents throughout the school year. Strategy's Expected Result/Impact: Increase parent knowledge and awareness of drug related current issues. Staff Responsible for Monitoring: Counselor Title I: 4.2 - TEA Priorities: Build a foundation of reading and math - ESF Levers: Lever 3: Positive School Culture Problem Statements: Student Learning 1, 2	Formative		Summative
	Nov	Feb	June
<div> <div>0% No Progress</div> <div>100% Accomplished</div> <div>→ Continue/Modify</div> <div>✗ Discontinue</div> </div>			

Performance Objective 3 Problem Statements:

Student Learning
Problem Statement 1: 40% of Quintile 1, 2 and 3 students did not meet 100% growth met on Reading MAP Root Cause: We need to align Tier I instruction strategies with the needs of the students.
Problem Statement 2: 50% of Quintile 1, 2 and 3 students did not meet 100% growth met on Math MAP. Root Cause: We need to align Tier I instruction strategies with the needs of the students.

Goal 4: Pillar 4 - Safety, Wellness & Community Engagement - All Plano ISD facilities will provide a safe and welcoming environment for students, staff and families to experience a sense of belonging.

Strategic Plan - 4.1 Implement safety measures and protocols at all facilities and events.

Strategic Plan - 4.2 Implement interventions and systems of support to ensure a safe, orderly and respectful learning environment.





Strategic Plan - 4.3 Create a culture of belonging for all members of the Plano ISD community.

Strategic Plan - 4.4 Engage the community through timely, consistent and innovative communication.

DIP - 4.5 To support student academic achievement, the district and all campuses will incorporate effective strategies to improve student attendance and behavior.

Performance Objective 4: The district will reduce the number of bullying (PEIMS Code 61) incidents by 10% based on the 2022-23 baseline. Each campus will reduce the number of incidents by 10% or at least 1 incident based on their 22-23 baseline.

Strategy 1 Details		Reviews		
Strategy 1: Teachers will implement the Character Strong Program, with the help of the school counselor. Strategy's Expected Result/Impact: Decrease the number of Bullying incidents Staff Responsible for Monitoring: Teachers, school counselor and administrators. Title I: 2.6 - TEA Priorities: Build a foundation of reading and math - ESF Levers: Lever 3: Positive School Culture Problem Statements: Student Learning 1, 2		Formative		Summative
		Nov	Feb	June

 No Progress
  Accomplished
  Continue/Modify
  Discontinue

Performance Objective 4 Problem Statements:

Student Learning
Problem Statement 1: 40% of Quintile 1, 2 and 3 students did not meet 100% growth met on Reading MAP Root Cause: We need to align Tier I instruction strategies with the needs of the students.

Student Learning
Problem Statement 2: 50% of Quintile 1, 2 and 3 students did not meet 100% growth met on Math MAP. Root Cause: We need to align Tier I instruction strategies with the needs of the students.

Goal 4: Pillar 4 - Safety, Wellness & Community Engagement - All Plano ISD facilities will provide a safe and welcoming environment for students, staff and families to experience a sense of belonging.

Strategic Plan - 4.1 Implement safety measures and protocols at all facilities and events.

Strategic Plan - 4.2 Implement interventions and systems of support to ensure a safe, orderly and respectful learning environment.

Strategic Plan - 4.3 Create a culture of belonging for all members of the Plano ISD community.

Strategic Plan - 4.4 Engage the community through timely, consistent and innovative communication.

DIP - 4.5 To support student academic achievement, the district and all campuses will incorporate effective strategies to improve student attendance and behavior.

Performance Objective 5: All incidents requiring a threat assessment will be completed per District policy.

Strategy 1 Details		Reviews		
Strategy 1: Administrative Team will analyze student discipline reports every two weeks to ensure all threat assessments are completed. Strategy's Expected Result/Impact: Ensure all threat assessments are completed per district policy. Staff Responsible for Monitoring: Administrators Title I: 2.6 - TEA Priorities: Build a foundation of reading and math - ESF Levers: Lever 3: Positive School Culture Problem Statements: Student Learning 1, 2		Formative		Summative
		Nov	Feb	June
<div><div></div>0% No Progress</div> <div><div></div>100% Accomplished</div> <div><div></div>Continue/Modify</div> <div><div></div>Discontinue</div>				

Performance Objective 5 Problem Statements:

Student Learning
Problem Statement 1: 40% of Quintile 1, 2 and 3 students did not meet 100% growth met on Reading MAP Root Cause: We need to align Tier I instruction strategies with the needs of the students.

Student Learning
Problem Statement 2: 50% of Quintile 1, 2 and 3 students did not meet 100% growth met on Math MAP. Root Cause: We need to align Tier I instruction strategies with the needs of the students.

Goal 5: Pillar 5 - Partnerships & Strategic Resource Management - Plano ISD will maximize resources and community partnerships to achieve district goals that meet the needs of students and staff.

Strategic Plan - 5.1 Increase community partnerships to elevate student learning outcomes and experiences.

Strategic Plan - 5.2 Implement budget processes through the Strategic Allocation Model to ensure resource alignment to student needs and desired outcomes.

Strategic Plan - 5.3 Develop and implement plans to efficiently use district facilities that will provide expanded opportunities for students.

DIP - 5.4 Federal and State Mandates

Addendums

HB3 Campus Goals - All Grades STAAR at Meets Standard

Meadows

2022 Rates: Based on percent of students at STAAR All Grades Meets Grade Level standard on Accountability Subset based on Domain 1 Rules.

2022 Number Tested: If students at Meets standard is less than 5, the number of students tested is not displayed for masking rules.

Campus 2027 Goal for each student group based on the increase for each group required at the district level.

Target for interim years based achieving increases of 12% in 2023, 15% in 2024, 18% in 2025, 25% in 2026, and 30% in 2027 of the required overall increase from 2022 to 2027.

Reading

Grade 3

Year	African American	Hispanic	White	American Indian	Asian	Pacific Islander	Special Ed.	Eco Disadv.	Former Spec. Ed.	EL Current	Cont. Enrolled	Non-Cont.	All
2022 # of Students	8	37	2	0	0	0	10	42	4	33	43	6	49
2022	50	38	50				30	38	75	39	42	17	39
2023	52	40	51				33	40	76	41	43	18	40
2024	54	42	51				36	42	76	43	43	20	40
2025	56	44	52				40	44	77	46	44	22	41
2026	60	48	54				46	48	79	50	46	25	43
2027	64	52	55				53	52	80	55	47	28	44

HB3 Campus Goals - All Grades STAAR at Meets Standard

Meadows

2022 Rates: Based on percent of students at STAAR All Grades Meets Grade Level standard on Accountability Subset based on Domain 1 Rules.

2022 Number Tested: If students at Meets standard is less than 5, the number of students tested is not displayed for masking rules.

Campus 2027 Goal for each student group based on the increase for each group required at the district level.

Target for interim years based achieving increases of 12% in 2023, 15% in 2024, 18% in 2025, 25% in 2026, and 30% in 2027 of the required overall increase from 2022 to 2027.

Reading											Grade 4		
Year	African American	Hispanic	White	American Indian	Asian	Pacific Islander	Special Ed.	Eco Disadv.	Former Spec. Ed.	EL Current	Cont. Enrolled	Non-Cont.	All
2022 # of Students	8	43	2	0	3	0	13	52	3	39	39	18	57
2022	50	58	50		100		23	60	100	59	62	56	60
2023	52	60	51		100		26	62	100	61	63	57	61
2024	54	62	51		100		29	64	100	63	63	59	61
2025	56	64	52		100		33	66	100	66	64	61	62
2026	60	68	54		100		39	70	100	70	66	64	64
2027	64	72	55		100		46	74	100	75	67	67	65

HB3 Campus Goals - All Grades STAAR at Meets Standard

Meadows

2022 Rates: Based on percent of students at STAAR All Grades Meets Grade Level standard on Accountability Subset based on Domain 1 Rules.

2022 Number Tested: If students at Meets standard is less than 5, the number of students tested is not displayed for masking rules.

Campus 2027 Goal for each student group based on the increase for each group required at the district level.

Target for interim years based achieving increases of 12% in 2023, 15% in 2024, 18% in 2025, 25% in 2026, and 30% in 2027 of the required overall increase from 2022 to 2027.

Reading

Grade 5

Year	African American	Hispanic	White	American Indian	Asian	Pacific Islander	Special Ed.	Eco Disadv.	Former Spec. Ed.	EL Current	Cont. Enrolled	Non-Cont.	All
2022 # of Students	7	44	8	0	1	0	13	51	2	41	43	17	60
2022	71	50	75		100		46	51	100	44	63	41	57
2023	73	52	76		100		49	53	100	46	64	42	58
2024	75	54	76		100		52	55	100	48	64	44	58
2025	77	56	77		100		56	57	100	51	65	46	59
2026	81	60	79		100		62	61	100	55	67	49	61
2027	85	64	80		100		69	65	100	60	68	52	62

HB3 Campus Goals - All Grades STAAR at Meets Standard

Meadows

2022 Rates: Based on percent of students at STAAR All Grades Meets Grade Level standard on Accountability Subset based on Domain 1 Rules.

2022 Number Tested: If students at Meets standard is less than 5, the number of students tested is not displayed for masking rules.

Campus 2027 Goal for each student group based on the increase for each group required at the district level.

Target for interim years based achieving increases of 12% in 2023, 15% in 2024, 18% in 2025, 25% in 2026, and 30% in 2027 of the required overall increase from 2022 to 2027.

Reading												All Grades	
Year	African American	Hispanic	White	American Indian	Asian	Pacific Islander	Special Ed.	Eco Disadv.	Former Spec. Ed.	EL Current	Cont. Enrolled	Non-Cont.	All
2022 # of Students	23	124	12	0	4	0	36	145	9	113	125	41	166
2022	57	49	67		100		33	50	89	48	55	44	52
2023	59	51	68		100		36	52	90	50	56	45	53
2024	61	53	68		100		39	54	90	52	56	47	53
2025	63	55	69		100		43	56	91	55	57	49	54
2026	67	59	71		100		49	60	93	59	59	52	56
2027	71	63	72		100		56	64	94	64	60	55	57

HB3 Campus Goals - All Grades STAAR at Meets Standard

Meadows

2022 Rates: Based on percent of students at STAAR All Grades Meets Grade Level standard on Accountability Subset based on Domain 1 Rules.

2022 Number Tested: If students at Meets standard is less than 5, the number of students tested is not displayed for masking rules.

Campus 2027 Goal for each student group based on the increase for each group required at the district level.

Target for interim years based achieving increases of 12% in 2023, 15% in 2024, 18% in 2025, 25% in 2026, and 30% in 2027 of the required overall increase from 2022 to 2027.

Math

Grade 3

Year	African American	Hispanic	White	American Indian	Asian	Pacific Islander	Special Ed.	Eco Disadv.	Former Spec. Ed.	EL Current	Cont. Enrolled	Non-Cont.	All
2022 # of Students	8	37	2	0	0	0	10	42	4	33	43	6	49
2022	12	38	50				30	29	25	36	35	17	33
2023	15	40	51				33	31	26	38	36	19	34
2024	18	43	53				36	34	28	40	38	21	36
2025	21	47	55				40	38	30	43	40	24	38
2026	27	51	57				45	42	32	47	42	28	40
2027	33	57	60				52	48	35	52	45	33	43

HB3 Campus Goals - All Grades STAAR at Meets Standard

Meadows

2022 Rates: Based on percent of students at STAAR All Grades Meets Grade Level standard on Accountability Subset based on Domain 1 Rules.

2022 Number Tested: If students at Meets standard is less than 5, the number of students tested is not displayed for masking rules.

Campus 2027 Goal for each student group based on the increase for each group required at the district level.

Target for interim years based achieving increases of 12% in 2023, 15% in 2024, 18% in 2025, 25% in 2026, and 30% in 2027 of the required overall increase from 2022 to 2027.

Math											Grade 4		
Year	African American	Hispanic	White	American Indian	Asian	Pacific Islander	Special Ed.	Eco Disadv.	Former Spec. Ed.	EL Current	Cont. Enrolled	Non-Cont.	All
2022 # of Students	8	43	2	0	3	0	13	52	3	39	39	18	57
2022	25	51	50		33		23	46	67	51	44	50	46
2023	28	53	51		34		26	48	68	53	45	52	47
2024	31	56	53		36		29	51	70	55	47	54	49
2025	34	60	55		38		33	55	72	58	49	57	51
2026	40	64	57		40		38	59	74	62	51	61	53
2027	46	70	60		43		45	65	77	67	54	66	56

HB3 Campus Goals - All Grades STAAR at Meets Standard

Meadows

2022 Rates: Based on percent of students at STAAR All Grades Meets Grade Level standard on Accountability Subset based on Domain 1 Rules.

2022 Number Tested: If students at Meets standard is less than 5, the number of students tested is not displayed for masking rules.

Campus 2027 Goal for each student group based on the increase for each group required at the district level.

Target for interim years based achieving increases of 12% in 2023, 15% in 2024, 18% in 2025, 25% in 2026, and 30% in 2027 of the required overall increase from 2022 to 2027.

Math

Grade 5

Year	African American	Hispanic	White	American Indian	Asian	Pacific Islander	Special Ed.	Eco Disadv.	Former Spec. Ed.	EL Current	Cont. Enrolled	Non-Cont.	All
2022 # of Students	7	44	8	0	1	0	13	51	2	41	43	17	60
2022	43	25	50		100		31	25	50	24	35	24	32
2023	46	27	51		100		34	27	51	26	36	26	33
2024	49	30	53		100		37	30	53	28	38	28	35
2025	52	34	55		100		41	34	55	31	40	31	37
2026	58	38	57		100		46	38	57	35	42	35	39
2027	64	44	60		100		53	44	60	40	45	40	42

HB3 Campus Goals - All Grades STAAR at Meets Standard

Meadows

2022 Rates: Based on percent of students at STAAR All Grades Meets Grade Level standard on Accountability Subset based on Domain 1 Rules.

2022 Number Tested: If students at Meets standard is less than 5, the number of students tested is not displayed for masking rules.

Campus 2027 Goal for each student group based on the increase for each group required at the district level.

Target for interim years based achieving increases of 12% in 2023, 15% in 2024, 18% in 2025, 25% in 2026, and 30% in 2027 of the required overall increase from 2022 to 2027.

Math											All Grades		
Year	African American	Hispanic	White	American Indian	Asian	Pacific Islander	Special Ed.	Eco Disadv.	Former Spec. Ed.	EL Current	Cont. Enrolled	Non-Cont.	All
2022 # of Students	23	124	12	0	4	0	36	145	9	113	125	41	166
2022	26	38	50		50		28	34	44	37	38	34	37
2023	29	40	51		51		31	36	45	39	39	36	38
2024	32	43	53		53		34	39	47	41	41	38	40
2025	35	47	55		55		38	43	49	44	43	41	42
2026	41	51	57		57		43	47	51	48	45	45	44
2027	47	57	60		60		50	53	54	53	48	50	47

HB3 Campus Goals - All Grades STAAR at Meets Standard

Meadows

2022 Rates: Based on percent of students at STAAR All Grades Meets Grade Level standard on Accountability Subset based on Domain 1 Rules.

2022 Number Tested: If students at Meets standard is less than 5, the number of students tested is not displayed for masking rules.

Campus 2027 Goal for each student group based on the increase for each group required at the district level.

Target for interim years based achieving increases of 12% in 2023, 15% in 2024, 18% in 2025, 25% in 2026, and 30% in 2027 of the required overall increase from 2022 to 2027.

Science 5

Grade 5

Year	African American	Hispanic	White	American Indian	Asian	Pacific Islander	Special Ed.	Eco Disadv.	Former Spec. Ed.	EL Current	Cont. Enrolled	Non-Cont.	All
2022 # of Students	7	44	8	0	1	0	13	51	2	41	43	17	60
2022	14	23	62		100		23	24	50	20	33	18	28
2023	17	25	63		100		26	26	51	22	34	20	29
2024	20	28	65		100		29	29	53	24	36	22	31
2025	23	32	67		100		33	33	55	27	38	25	33
2026	29	37	69		100		38	38	58	31	40	29	35
2027	35	43	72		100		45	44	62	36	43	33	38

CAMPUS APPENDIX

STATE MANDATES IMPLEMENTATION REFERENCE

Texas law and Board Policies mandate the following be addressed with strategies for improving student performance. To increase the LEA's ability to focus on a limited number of targeted initiatives in this improvement plan, the LEA will plan, implement, monitor and evaluate the following mandates through other procedures and practices. When requested, the LEA Person Responsible will report progress to the site-based committee.

LEA Person Responsible for update	Mandate	Reference	Location of Documentation
Principal, Executive Director for Student & Family Services	Bullying Staff Prevention <ul style="list-style-type: none"> Identify high risk areas Monitor high risk areas Follow campus rules/expectations Staff Education <ul style="list-style-type: none"> Participate in annual staff training on bullying/sexual harassment/suicide prevention/trauma informed practices/human trafficking Review referral process Staff Intervention <ul style="list-style-type: none"> Establish recommended intervention strategies for classroom/campus Implement campus referral plan Utilize Discipline Management strategies Student Prevention <ul style="list-style-type: none"> Clearly state student expectations/campus rules/citizenship Monitor high risk areas Student Education <ul style="list-style-type: none"> Explain referral process/contacts Anonymous Tip Line Student Intervention <ul style="list-style-type: none"> Apply classroom interventions 	TEC 11.252(a)(3)(E)	The school will follow the Student Handbook and Board Policies: FFI, FDB, FFF, FFH, FO, CQA, and FFB.

	<ul style="list-style-type: none"> • Employ discipline interventions • Use other intervention strategies as necessary/appropriate • Conference with parents/students 		
Principal, District Coordinator K-12 Health and Physical Education, District Health Services	<p>Coordinated Health Program</p> <p>Coordinated School Health</p> <ul style="list-style-type: none"> • K-8 Designate a Campus Wellness Captain and establish a Campus Wellness Team; set meetings, establish measurable goals and document progress toward goal completion. Campus Wellness Plan • K-8 Include at least one Parent on Campus Wellness Team. • K-8 Ensure that all components of the Coordinated School Health curriculum are delivered in an appropriate setting, i.e. classroom component requires use of a classroom. • K-8 Create a Coordinated School Health bulletin board inside the school building for students, staff and parents to view. • K-8 Notify parents/community members of Family Wellness Nights/Health Fairs through use of marquee, newsletter, web page, and/or myPISD. <p>Fitness</p> <ul style="list-style-type: none"> • 3-8 Pre and Post Assess all eligible students using fitness test components. • 4th and 7th Ensure all data for 3rd - 8th grade students is entered on timely basis, fitness report cards are printed (4th grade and 7th grade) and sent to parents or linked through myPISD. Include at least one Parent on Campus Wellness Team. <p>Physical Activity Requirements</p> <ul style="list-style-type: none"> • K-8 Campuses Only: Ensure students are receiving required physical education classes/minutes for each school year and achieving moderate to vigorous physical activity (MVPA) 50% of the physical education class period. 	TEC 11.253(d) Board Policy FFA(Local)	The school will follow Board Policies: FFA and EHAA.

	<ul style="list-style-type: none"> • K-8 Measure MVPA and physical activity time using pedometers and heart rate monitors. • K-8 Ensure physical education staff is using a sequential and developmentally appropriate curriculum which has students active at least 70%-90% of class time. • K-5 Ensure students are receiving daily unstructured play during recess. • K-5 Encourage opportunities for brain breaks and short activity breaks throughout the day. <p>Attendance</p> <ul style="list-style-type: none"> • K-8 Monitor attendance of students and follow up on prominent and chronic absences. 		
Principal, Human Resources	<p>Recruiting Certified Teachers and Highly-Qualified Paraprofessionals</p> <ul style="list-style-type: none"> • Local on-going high quality professional development based on campus needs or district identified needs is provided to all teachers in all core subject areas. • Funding source: State and Local 	ESSA	
Principal, Executive Director for Student and Family Services	<p>Parent Involvement</p> <ul style="list-style-type: none"> • Require all parents to register students via Parent Portal in order to have access to eNews, grades, attendance, and other electronic information. Funding Sources: SCE, Title I and Local • Identify parents without computer/Internet access and offer assistance through the District Mobile Technology Lab for parent education and access. Funding Sources: SCE, Title I and Local • Upgrade and maintain the campus website for easy access and increased communication with the community. Funding source: State and Local • Communicate information through eNews and through hard copies when Internet access is not available. Funding source: State and Local 		

	<ul style="list-style-type: none">● Utilize social media to keep parents and community informed. Funding source: State and Local● PTA representative meets with the principal on a monthly basis to gain insight to student/parent needs. Funding source: State and Local● Partner with PTA to offer parental programs on a variety of topics (academic, social, etc...). Funding source: State and Local● Parent Education programs focused on relevant topics of interest will be available upon request by any campus or PTA		
--	--	--	--