

Plano Independent School District

Wells Elementary

2023-2024 Improvement Plan



Board Approval Date: October 3, 2023

Mission Statement

The mission of the Plano Independent School District is to provide an excellent education for each student.

Vision

Plano ISD schools empower students to be able to adapt to new learning and career opportunities throughout their lives, collaborate with, and contribute to, the global community and to be disciplined and creative in their thinking.

Value Statement

Wells Elementary provides challenging opportunities in a nurturing community allowing children to reach their potential.

Table of Contents

Comprehensive Needs Assessment	4
Demographics	4
Student Learning	4
Priority Problem Statements	5
Goals	6
Goal 1: Pillar 1 - Teaching and Learning - All Plano ISD students will be challenged to make appropriate individual growth through high quality programming and instruction that is relevant, engaging and differentiated to meet students' learning needs. 1.1 Strategic Plan - Improve, align and remove barriers for academic programs to ensure they are accessible to and differentiated for all students to achieve high levels of learning. 1.2 Strategic Plan - Develop and deliver systems for learning that articulate expectations and provide support for all staff, campus administrators and district office leaders to ensure engaging, high levels of learning for all students. 1.3 Strategic Plan - Design and implement a program evaluation model and calendar that provides data for program improvement on an annual basis. 1.4 Strategic Plan - Design student experiences to increase student agency and engagement in and out of the classroom. 1.7 DIP - Plano ISD will increase student learning as evidenced by an increase in the percentage of students performing at the Meets grade level standard on STAAR/EOC ELAR from 2022 baseline to 2024. 1.8 DIP - Plano ISD will increase student learning as evidenced by an increase in the percentage of students performing at the Meets grade level standard on STAAR/EOC Math from 2022 baseline to 2024. 1.9 DIP - Plano ISD will increase student learning in Science as evidenced by an increase in the percentage of students performing at the Meets grade level standard on STAAR/EOC Science from 2022 baseline to 2024. 1.10 DIP - Plano ISD will increase student learning in Social Studies as evidenced by an increase in the percentage of students performing at the Meets grade level standard on STAAR 8 Social Studies from 2022 baseline to 2024.	7
Goal 2: Pillar 2 - Life Ready - All Plano ISD students will have access to programs and experiences that will build a future-ready workforce and successfully bridge students to their chosen pathways. Strategic Plan - 2.1 Design, build and implement programs that provide expanded pathways for students to high-wage, high-demand careers that span a variety of interests. Strategic Plan - 2.2 Provide improved marketing, communications and advising for students and families related to pathways for the future. Strategic Plan - 2.3 Increase access and opportunities for students to achieve CCMR readiness status (Pre-K through 12th grade system). DIP - 2.4 Plano ISD will reach and maintain the long term four-year graduation rate for All Students and all student groups at 98.0% or higher by 2037-38 school year. The interim goal is to reach and maintain a four-year graduation rate of 92.7% or higher for all students. DIP - 2.5 Plano ISD will reach and maintain the long term CCMR rate for All Students at 93.0% or higher by 2037-38 school year. The interim goal is to reach and maintain a CCMR rate of 88% or higher for the all student group.	16
Goal 3: Pillar 3 - Talent Acquisition, Support, and Growth - The care, development and support of our Plano ISD staff are the foundation of our ability to recruit, hire and retain the necessary talent to provide a caring, nurturing yet rigorous environment for all students. Strategic Plan - 3.1 Implement a talent recruitment, development and retention plan to ensure a highly qualified staff member in every position. Strategic Plan - 3.2 Design and deliver a multi-pronged, aligned Professional Learning plan for onboarding and continuous growth to increase student engagement, achievement and growth. Strategic Plan - 3.3 Design and implement systems and opportunities to strengthen the Plano ISD Leadership Pipeline for all levels of the organization.	18
Goal 4: Pillar 4 - Safety, Wellness & Community Engagement - All Plano ISD facilities will provide a safe and welcoming environment for students, staff and families to experience a sense of belonging. Strategic Plan - 4.1 Implement safety measures and protocols at all facilities and events. Strategic Plan - 4.2 Implement interventions and systems of support to ensure a safe, orderly and respectful learning environment. Strategic Plan - 4.3 Create a culture of belonging for all members of the Plano ISD community. Strategic Plan - 4.4 Engage the community through timely, consistent and innovative communication. DIP - 4.5 To support student academic achievement, the district and all campuses will incorporate effective strategies to improve student attendance and behavior.	19
Goal 5: Pillar 5 - Partnerships & Strategic Resource Management - Plano ISD will maximize resources and community partnerships to achieve district goals that meet the needs of students and staff. Strategic Plan - 5.1 Increase community partnerships to elevate student learning outcomes and experiences. Strategic Plan - 5.2 Implement budget processes through the Strategic Allocation Model to ensure resource alignment to student needs and desired outcomes. Strategic Plan - 5.3 Develop and implement plans to efficiently use district facilities that will provide expanded opportunities for students. DIP - 5.4 Federal and State Mandates	25
Campus Funding Summary	26

Comprehensive Needs Assessment

Demographics

Demographics Summary

We are a community of learners with over 31 languages spoken; in depth ESL instruction and use of language objectives are keys to student growth on our campus due to diverse language and cultural needs. We have a higher than district average of students served through dyslexia and special education services. We have a high rate of student mobility.

Demographics Strengths

We have a high population of students in the top quintile of learning.

Problem Statements Identifying Demographics Needs

Problem Statement 1 (Prioritized): Teachers may be unaware of the diverse needs of their students. **Root Cause:** Many students move in and out and data tracking can become difficult to maintain because of high mobility.

Student Learning

Student Learning Strengths

High rate of growth on Math MAP.

Problem Statements Identifying Student Learning Needs

Problem Statement 1 (Prioritized): Students need more opportunities to collaborate in complex tasks. **Root Cause:** Teachers are unsure of how to provide this instruction; district curriculum planner is just starting to incorporate more complex tasks and questioning.

Problem Statement 2: Q1 students are not consistently meeting growth in Reading. **Root Cause:** Instruction is not differentiated and rigor does not meet needs of students.

Problem Statement 3 (Prioritized): Students in grades 1 and 3 are lower than district in Reading MAP growth. **Root Cause:** Small group instruction is inconsistent in both implementation and what is being taught.

Priority Problem Statements

Problem Statement 1: Students need more opportunities to collaborate in complex tasks.

Root Cause 1: Teachers are unsure of how to provide this instruction; district curriculum planner is just starting to incorporate more complex tasks and questioning.

Problem Statement 1 Areas: Student Learning

Problem Statement 2: Students in grades 1 and 3 are lower than district in Reading MAP growth.

Root Cause 2: Small group instruction is inconsistent in both implementation and what is being taught.

Problem Statement 2 Areas: Student Learning

Problem Statement 3: Teachers may be unaware of the diverse needs of their students.

Root Cause 3: Many students move in and out and data tracking can become difficult to maintain because of high mobility.

Problem Statement 3 Areas: Demographics

Goals

Revised/Approved: September 12, 2023

Goal 1: Pillar 1 - Teaching and Learning - All Plano ISD students will be challenged to make appropriate individual growth through high quality programming and instruction that is relevant, engaging and differentiated to meet students' learning needs.

1.1 Strategic Plan - Improve, align and remove barriers for academic programs to ensure they are accessible to and differentiated for all students to achieve high levels of learning.

1.2 Strategic Plan - Develop and deliver systems for learning that articulate expectations and provide support for all staff, campus administrators and district office leaders to ensure engaging, high levels of learning for all students.

1.3 Strategic Plan - Design and implement a program evaluation model and calendar that provides data for program improvement on an annual basis.

1.4 Strategic Plan - Design student experiences to increase student agency and engagement in and out of the classroom.

1.7 DIP - Plano ISD will increase student learning as evidenced by an increase in the percentage of students performing at the Meets grade level standard on STAAR/EOC ELAR from 2022 baseline to 2024.

1.8 DIP - Plano ISD will increase student learning as evidenced by an increase in the percentage of students performing at the Meets grade level standard on STAAR/EOC Math from 2022 baseline to 2024.

1.9 DIP - Plano ISD will increase student learning in Science as evidenced by an increase in the percentage of students performing at the Meets grade level standard on STAAR/EOC Science from 2022 baseline to 2024.

1.10 DIP - Plano ISD will increase student learning in Social Studies as evidenced by an increase in the percentage of students performing at the Meets grade level standard on STAAR 8 Social Studies from 2022 baseline to 2024.

Performance Objective 1: K-5 READING LANGUAGE ARTS

HB#3 - The percent of 3rd grade students that score Meets grade level or above on STAAR Reading will increase from 74% in 2022 to 75% by June 2024. The Special Education student group performance will increase from 31% in 2022 to 37% by June 2024. The Economically Disadvantaged student group performance will increase from 67% in 2022 to 71% by 2024.

The percent of 4th grade students that score Meets grade level or above on STAAR Reading will increase from 57% in 2022 to 58% by June 2024. The Special Education student group performance will increase from 30% in 2022 to 36% by June 2024. The Economically Disadvantaged student group performance will





increase from 39% in 2022 to 43% by 2024.

The percent of 5th grade students that score Meets grade level or above on STAAR Reading will increase from 70% in 2022 to 71% by June 2024. The Special Education student group performance will increase from 38% in 2022 to 44% by 2024.

HB3 Goal

Evaluation Data Sources: 2024 STAAR Reading Language Arts

Strategy 1 Details	Reviews		
Strategy 1: Teachers will organize students to interact and collaborate with rigorous activities; specifically K-3 teachers will utilize key components of science of reading to focus on foundational skills and use of decodable text. Strategy's Expected Result/Impact: Students will have a better understanding of Reading TEKS as reflected through GL 3-5 Unit Test scores and Individual Reading Inventories. Staff Responsible for Monitoring: Principals, Instructional Specialists Problem Statements: Student Learning 1, 3	Formative		Summative
	Nov	Feb	June
Strategy 2 Details	Reviews		
Strategy 2: Teachers will monitoring progress through formal and informal tracking of mastery of a learning goal and participating in Wells Grade Level Data Meetings. Strategy's Expected Result/Impact: Continual student feedback to clarify any misunderstandings and track student progress will result in higher % of students meeting MAP Growth for MOY and EOY. Staff Responsible for Monitoring: Team Leaders, Instructional Specialists, Principals Problem Statements: Demographics 1	Formative		Summative
	Nov	Feb	June
Strategy 3 Details	Reviews		
Strategy 3: Teachers will engage students in cognitively complex tasks and will utilize Lead4ward strategies to include a minimum of 2 in weekly plans. Strategy's Expected Result/Impact: K-5 students will meet or exceed reading growth in MAP MOY and EOY. Staff Responsible for Monitoring: Team Leaders, Principals, Instructional Specialist Problem Statements: Student Learning 1	Formative		Summative
	Nov	Feb	June

Strategy 4 Details	Reviews		
Strategy 4: Utilize adult temps for Accelerated Instruction for reading. Strategy's Expected Result/Impact: Students will pass grade level Reading Unit Tests and meet reading growth MAP MOY and EOY. Staff Responsible for Monitoring: Instructional Specialists, SPED Team Leaders, Principals. TEA Priorities: Build a foundation of reading and math - ESF Levers: Lever 4: High-Quality Instructional Materials and Assessments, Lever 5: Effective Instruction Problem Statements: Demographics 1 Funding Sources: - 282 ESSER III	Formative		Summative
	Nov	Feb	June
Strategy 5 Details	Reviews		
Strategy 5: Teachers will consistently ask high level questions that cause students to analyze, evaluate, and make inferences. Strategy's Expected Result/Impact: Teachers will include higher level questions in their daily lesson plans and students will be able to expand their knowledge and make connections to both prior and future learning. Staff Responsible for Monitoring: Team Leaders, Instructional Specialists, Principals Problem Statements: Student Learning 1	Formative		Summative
	Nov	Feb	June
Strategy 6 Details	Reviews		
Strategy 6: Teachers will participate in Campus Tiger Bingo to engage and collaborate on instructional strategies. Strategy's Expected Result/Impact: High rate of visibility will increase teachers using instructional strategies that support rigor and complex tasks. Problem Statements: Student Learning 1	Formative		Summative
	Nov	Feb	June
Strategy 7 Details	Reviews		
Strategy 7: Opportunities for open ended responses will be provided for all K-5 students with an emphasis on 4th grade students. Strategy's Expected Result/Impact: Students will become more proficient with written responses as measured through unit tests for grades 3-5. Staff Responsible for Monitoring: Team Leaders, Instructional Specialist, Principals Problem Statements: Student Learning 1	Formative		Summative
	Nov	Feb	June
<div>  No Progress  Accomplished  Continue/Modify  Discontinue </div>			

Performance Objective 1 Problem Statements:

Demographics

Problem Statement 1: Teachers may be unaware of the diverse needs of their students. **Root Cause:** Many students move in and out and data tracking can become difficult to maintain because of high mobility.

Student Learning

Problem Statement 1: Students need more opportunities to collaborate in complex tasks. **Root Cause:** Teachers are unsure of how to provide this instruction; district curriculum planner is just starting to incorporate more complex tasks and questioning.

Problem Statement 3: Students in grades 1 and 3 are lower than district in Reading MAP growth. **Root Cause:** Small group instruction is inconsistent in both implementation and what is being taught.

Goal 1: Pillar 1 - Teaching and Learning - All Plano ISD students will be challenged to make appropriate individual growth through high quality programming and instruction that is relevant, engaging and differentiated to meet students' learning needs.

1.1 Strategic Plan - Improve, align and remove barriers for academic programs to ensure they are accessible to and differentiated for all students to achieve high levels of learning.

1.2 Strategic Plan - Develop and deliver systems for learning that articulate expectations and provide support for all staff, campus administrators and district office leaders to ensure engaging, high levels of learning for all students.

1.3 Strategic Plan - Design and implement a program evaluation model and calendar that provides data for program improvement on an annual basis.

1.4 Strategic Plan - Design student experiences to increase student agency and engagement in and out of the classroom.

1.7 DIP - Plano ISD will increase student learning as evidenced by an increase in the percentage of students performing at the Meets grade level standard on STAAR/EOC ELAR from 2022 baseline to 2024.

1.8 DIP - Plano ISD will increase student learning as evidenced by an increase in the percentage of students performing at the Meets grade level standard on STAAR/EOC Math from 2022 baseline to 2024.

1.9 DIP - Plano ISD will increase student learning in Science as evidenced by an increase in the percentage of students performing at the Meets grade level standard on STAAR/EOC Science from 2022 baseline to 2024.

1.10 DIP - Plano ISD will increase student learning in Social Studies as evidenced by an increase in the percentage of students performing at the Meets grade level standard on STAAR 8 Social Studies from 2022 baseline to 2024.

Performance Objective 2: K-5 MATHEMATICS

HB3 - The percent of 3rd grade students that score Meets grade level or above on STAAR Math will increase from 61% in 2022 to 64% by June 2024. The Special Education student group performance will increase from 38% in 2022 to 44% by June 2024. The Economically Disadvantaged student group performance will increase from 60% in 2022 to 63% by 2024.





The percent of 4th grade students that score Meets grade level or above on STAAR Math will increase from 38% in 2022 to 41% by June 2024. The Special Education student group performance will increase from 22% in 2022 to 28% by June 2024. The Economically Disadvantaged student group performance will increase from 22% in 2022 to 27% by 2024.

The percent of 5th grade students that score Meets grade level or above on STAAR Math will increase from 69% in 2022 to 71% by June 2024. The Special Education student group performance will increase from 44% in 2022 to 50% by June 2024. The Economically Disadvantaged student group performance will increase from 38% in 2022 to 38% by 2024.

HB3 Goal

Evaluation Data Sources: 2024 STAAR Math

Strategy 1 Details	Reviews		
Strategy 1: Teachers will monitoring progress through formal and informal tracking of mastery of a learning goal and participating in Wells Grade Level Data Meetings. Strategy's Expected Result/Impact: Continual student feedback to clarify any misunderstandings and track student progress will result in higher % of students meeting MAP Growth for MOY and EOY. Staff Responsible for Monitoring: Team Leaders, Instructional Specialists, Principals Problem Statements: Demographics 1	Formative		Summative
	Nov	Feb	June
Strategy 2 Details	Reviews		
Strategy 2: Teachers will engage students in cognitively complex tasks and will utilize Lead4ward strategies to include a minimum of 2 in weekly plans. Strategy's Expected Result/Impact: Students will have a better understanding of Math TEKS as reflected through GL 3-5 Unit Test scores and MAP Growth MOY and EOY. Staff Responsible for Monitoring: Team Leaders, Principals, Instructional Specialist Problem Statements: Student Learning 1	Formative		Summative
	Nov	Feb	June
Strategy 3 Details	Reviews		
Strategy 3: Utilize adult temps for Accelerated Instruction for math. Strategy's Expected Result/Impact: Students will pass grade level Math Unit Tests and meet reading growth MAP MOY and EOY. TEA Priorities: Build a foundation of reading and math - ESF Levers: Lever 4: High-Quality Instructional Materials and Assessments, Lever 5: Effective Instruction Problem Statements: Demographics 1 Funding Sources: - 282 ESSER III	Formative		Summative
	Nov	Feb	June

Strategy 4 Details	Reviews		
Strategy 4: Teachers will consistently ask high level questions that cause students to analyze, evaluate, and make inferences. Strategy's Expected Result/Impact: Teachers will include higher level questions in their daily lesson plans and students will be able to expand their knowledge and make connections to both prior and future learning. Staff Responsible for Monitoring: Team Leaders, Problem Statements: Student Learning 1	Formative		Summative
	Nov	Feb	June
Strategy 5 Details	Reviews		
Strategy 5: Q1 students will be identified through MAP assessment and grades 1-5 will receive advanced instruction in math. Strategy's Expected Result/Impact: Students will meet or exceed growth in MAP MOY and EOY leading to percentage increase of students who are at MASTERS for STAAR Math., Staff Responsible for Monitoring: Team Leaders, Instructional Specialists, Principals Problem Statements: Student Learning 1	Formative		Summative
	Nov	Feb	June
Strategy 6 Details	Reviews		
Strategy 6: Teachers will participate in Campus Tiger Bingo to engage and collaborate on instructional strategies. Strategy's Expected Result/Impact: High rate of visibility will increase teachers using instructional strategies that support rigor and complex tasks. Staff Responsible for Monitoring: Team Leaders, Instructional Specialists, Principals Problem Statements: Student Learning 1	Formative		Summative
	Nov	Feb	June
<div>  No Progress  Accomplished  Continue/Modify  Discontinue </div>			

Performance Objective 2 Problem Statements:

Demographics
Problem Statement 1: Teachers may be unaware of the diverse needs of their students. Root Cause: Many students move in and out and data tracking can become difficult to maintain because of high mobility.
Student Learning
Problem Statement 1: Students need more opportunities to collaborate in complex tasks. Root Cause: Teachers are unsure of how to provide this instruction; district curriculum planner is just starting to incorporate more complex tasks and questioning.

Goal 1: Pillar 1 - Teaching and Learning - All Plano ISD students will be challenged to make appropriate individual growth through high quality programming and instruction that is relevant, engaging and differentiated to meet students' learning needs.

1.1 Strategic Plan - Improve, align and remove barriers for academic programs to ensure they are accessible to and differentiated for all students to achieve high levels of learning.

1.2 Strategic Plan - Develop and deliver systems for learning that articulate expectations and provide support for all staff, campus administrators and district office leaders to ensure engaging, high levels of learning for all students.

1.3 Strategic Plan - Design and implement a program evaluation model and calendar that provides data for program improvement on an annual basis.

1.4 Strategic Plan - Design student experiences to increase student agency and engagement in and out of the classroom.

1.7 DIP - Plano ISD will increase student learning as evidenced by an increase in the percentage of students performing at the Meets grade level standard on STAAR/EOC ELAR from 2022 baseline to 2024.

1.8 DIP - Plano ISD will increase student learning as evidenced by an increase in the percentage of students performing at the Meets grade level standard on STAAR/EOC Math from 2022 baseline to 2024.

1.9 DIP - Plano ISD will increase student learning in Science as evidenced by an increase in the percentage of students performing at the Meets grade level standard on STAAR/EOC Science from 2022 baseline to 2024.





1.10 DIP - Plano ISD will increase student learning in Social Studies as evidenced by an increase in the percentage of students performing at the Meets grade level standard on STAAR 8 Social Studies from 2022 baseline to 2024.

Performance Objective 3: K-5 SCIENCE

The percent of 5th grade students that score Meets grade level or above on STAAR Science will increase from 60% in 2022 to 63% by June 2024. The Special Education student group performance will increase from 31% in 2022 to 37% by June 2024. The Economically Disadvantaged student group performance will increase from 48% in 2022 to 52% by 2024.

Evaluation Data Sources: 2024 STAAR Science

Strategy 1 Details	Reviews		
Strategy 1: Teachers will organize students to interact and collaborate. Strategy's Expected Result/Impact: Students will have a better understanding of science TEKS as reflected through GL 3-5 Unit Test scores and Science MAP scores MOY and EOY. Staff Responsible for Monitoring: Principals, Instructional Specialists Problem Statements: Student Learning 1	Formative		Summative
	Nov	Feb	June
Strategy 2 Details	Reviews		
Strategy 2: Teachers will monitoring progress through formal and informal tracking of mastery of a learning goal and participating in Wells Grade Level Data Meetings. Strategy's Expected Result/Impact: Continual student feedback to clarify any misunderstandings and track student progress will result in higher % of students meeting MAP Growth for MOY and EOY. Staff Responsible for Monitoring: Grade level teachers, Instructional Specialists Problem Statements: Demographics 1	Formative		Summative
	Nov	Feb	June
Strategy 3 Details	Reviews		
Strategy 3: Teachers will engage students in cognitively complex tasks and will utilize Lead4ward strategies to include a minimum of 2 in weekly plans. Strategy's Expected Result/Impact: K-5 students will meet or exceed reading growth in MAP MOY and EOY. Staff Responsible for Monitoring: Team Leaders, Principals, Instructional Specialist Problem Statements: Student Learning 1	Formative		Summative
	Nov	Feb	June
Strategy 4 Details	Reviews		
Strategy 4: Teachers will consistently ask high level questions that cause students to analyze, evaluate, and make inferences. Strategy's Expected Result/Impact: Teachers will include higher level questions in their daily lesson plans and students will be able to expand their knowledge and make connections to both prior and future learning. Staff Responsible for Monitoring: Instructional Specialists, Principals Problem Statements: Student Learning 1	Formative		Summative
	Nov	Feb	June

Strategy 5 Details	Reviews		
Strategy 5: Teachers will participate in Campus Tiger Bingo to engage and collaborate on instructional strategies. Strategy's Expected Result/Impact: High rate of visibility will increase teachers using instructional strategies that support rigor and complex tasks. Staff Responsible for Monitoring: Instructional Specialists, Team Leaders, Principals Problem Statements: Student Learning 1	Formative		Summative
	Nov	Feb	June
<div> <div> No Progress</div> <div> Accomplished</div> <div> Continue/Modify</div> <div> Discontinue</div> </div>			

Performance Objective 3 Problem Statements:

Demographics
Problem Statement 1: Teachers may be unaware of the diverse needs of their students. Root Cause: Many students move in and out and data tracking can become difficult to maintain because of high mobility.
Student Learning
Problem Statement 1: Students need more opportunities to collaborate in complex tasks. Root Cause: Teachers are unsure of how to provide this instruction; district curriculum planner is just starting to incorporate more complex tasks and questioning.

Goal 2: Pillar 2 - Life Ready - All Plano ISD students will have access to programs and experiences that will build a future-ready workforce and successfully bridge students to their chosen pathways.

Strategic Plan - 2.1 Design, build and implement programs that provide expanded pathways for students to high-wage, high-demand careers that span a variety of interests.

Strategic Plan - 2.2 Provide improved marketing, communications and advising for students and families related to pathways for the future.

Strategic Plan - 2.3 Increase access and opportunities for students to achieve CCMR readiness status (Pre-K through 12th grade system).

DIP - 2.4 Plano ISD will reach and maintain the long term four-year graduation rate for All Students and all student groups at 98.0% or higher by 2037-38 school year. The interim goal is to reach and maintain a four-year graduation rate of 92.7% or higher for all students.





DIP - 2.5 Plano ISD will reach and maintain the long term CCMR rate for All Students at 93.0% or higher by 2037-38 school year. The interim goal is to reach and maintain a CCMR rate of 88% or higher for the all student group.

Performance Objective 1: Opportunities at MS for Math and ELA

Math Rocks identification

Q1 groups for reading and math

Strategy 1 Details	Reviews		
Strategy 1: Using Math MAP data,Teachers will identify Q1 students in grade 2-5 and provide differentiated instruction tailored to these students Strategy's Expected Result/Impact: Students will exceed growth on MOY and EOY MAP test. Staff Responsible for Monitoring: Grade Level Teachers, Instructional Specialist Problem Statements: Student Learning 1	Formative		Summative
	Nov	Feb	June
Strategy 2 Details	Reviews		
Strategy 2: During PLC time, grades 2-5 will design lessons that implement complex,rigourous tasks and collaborative activities for Q1 identified students. Strategy's Expected Result/Impact: Q1 students will exceed growth on MAP Math and Reading for MOY and EOY. Staff Responsible for Monitoring: Grade level teachers, instructional Specialist, Principals Problem Statements: Student Learning 1	Formative		Summative
	Nov	Feb	June

Strategy 3 Details	Reviews		
Strategy 3: Inform students and parents regarding Math Rocks and Advanced Math and ELA at the Middle School level. Strategy's Expected Result/Impact: Increase % of students attending Math Rocks and Advance Math and ELA at MS. Staff Responsible for Monitoring: Instructional Specialist, Principals Problem Statements: Demographics 1	Formative		Summative
	Nov	Feb	June
<div> <div> No Progress</div> <div> Accomplished</div> <div> Continue/Modify</div> <div> Discontinue</div> </div>			

Performance Objective 1 Problem Statements:

Demographics
Problem Statement 1: Teachers may be unaware of the diverse needs of their students. Root Cause: Many students move in and out and data tracking can become difficult to maintain because of high mobility.
Student Learning
Problem Statement 1: Students need more opportunities to collaborate in complex tasks. Root Cause: Teachers are unsure of how to provide this instruction; district curriculum planner is just starting to incorporate more complex tasks and questioning.

Goal 3: Pillar 3 - Talent Acquisition, Support, and Growth - The care, development and support of our Plano ISD staff are the foundation of our ability to recruit, hire and retain the necessary talent to provide a caring, nurturing yet rigorous environment for all students.

Strategic Plan - 3.1 Implement a talent recruitment, development and retention plan to ensure a highly qualified staff member in every position.

Strategic Plan - 3.2 Design and deliver a multi-pronged, aligned Professional Learning plan for onboarding and continuous growth to increase student engagement, achievement and growth.

Strategic Plan - 3.3 Design and implement systems and opportunities to strengthen the Plano ISD Leadership Pipeline for all levels of the organization.

Performance Objective 1: 2 Mentors are assigned to new teachers and meet monthly to cover district and campus initiatives.

Evaluation Data Sources: Attendance at meetings and evidence of knowledge of skills through walk through data.

Strategy 1 Details		Reviews		
Strategy 1: Mentor training will be differentiated to meet the needs of new teachers to our campus. Strategy's Expected Result/Impact: Teachers will have more grade level expertise as evidenced through walk through data and student scores. Problem Statements: Student Learning 1		Formative		Summative
		Nov	Feb	June
<div><div><div>0%</div>No Progress</div><div><div>100%</div>Accomplished</div><div><div>→</div>Continue/Modify</div><div><div>✗</div>Discontinue</div></div>				

Performance Objective 1 Problem Statements:

Student Learning
Problem Statement 1: Students need more opportunities to collaborate in complex tasks. Root Cause: Teachers are unsure of how to provide this instruction; district curriculum planner is just starting to incorporate more complex tasks and questioning.

Goal 4: Pillar 4 - Safety, Wellness & Community Engagement - All Plano ISD facilities will provide a safe and welcoming environment for students, staff and families to experience a sense of belonging.

Strategic Plan - 4.1 Implement safety measures and protocols at all facilities and events.

Strategic Plan - 4.2 Implement interventions and systems of support to ensure a safe, orderly and respectful learning environment.

Strategic Plan - 4.3 Create a culture of belonging for all members of the Plano ISD community.





Strategic Plan - 4.4 Engage the community through timely, consistent and innovative communication.

DIP - 4.5 To support student academic achievement, the district and all campuses will incorporate effective strategies to improve student attendance and behavior.

Performance Objective 1: The all student and individual student group attendance rates will be maintained at 96% or higher.

Evaluation Data Sources: Weekly, 9 week and semester attendance %.

Strategy 1 Details	Reviews		
Strategy 1: Create an Attendance Collaborative Team to meet biweekly Discuss specific student situations Brainstorm interventions to get kids in school Assess resources and create support system to help students re-enter school after several absences Strategy's Expected Result/Impact: increase of .5 overall attendance %. Staff Responsible for Monitoring: Attendance Team: AP, Secretary, Counselor, Instructional Specialist,Nurse Problem Statements: Demographics 1	Formative		Summative
	Nov	Feb	June
Strategy 2 Details	Reviews		
Strategy 2: Pinnacle Attendance letters can be generated for the following attendance count intervals. 3 5 7 After 10 unexcused absences, student will be referred to an SST meeting. Strategy's Expected Result/Impact: Attendance data will be tracked and process will be consistently implemented. Staff Responsible for Monitoring: Assistant Principal, Counselor, Nurse, Secretary, Instructional Specialist Problem Statements: Demographics 1	Formative		Summative
	Nov	Feb	June

Strategy 3 Details	Reviews		
Strategy 3: "I'm Present" Education Sessions for Students and Parents Open invitation to ALL parents Partnership with parent educators to assist parents with strategies and tips Sessions are available twice a month Strategy's Expected Result/Impact: Parents will attend and student absences will decrease. Staff Responsible for Monitoring: Attendance Team: AP, Secretary, Counselor, Instructional Specialist, Nurse Problem Statements: Demographics 1	Formative		Summative
	Nov	Feb	June
Strategy 4 Details	Reviews		
Strategy 4: SST Meetings for Students needing an Attendance Behavior Improvement Plan Brainstorm strategies with parents for addressing absences and help them develop an attendance improvement plan. Routinely Run Pinnacle Reports To identify students with potential truancy issues School Messenger Automated phone calls for absent students. Strategy's Expected Result/Impact: Improved attendance Staff Responsible for Monitoring: Attendance Team Problem Statements: Demographics 1	Formative		Summative
	Nov	Feb	June
<div>  No Progress  Accomplished  Continue/Modify  Discontinue </div>			

Performance Objective 1 Problem Statements:

Demographics
Problem Statement 1: Teachers may be unaware of the diverse needs of their students. Root Cause: Many students move in and out and data tracking can become difficult to maintain because of high mobility.

Goal 4: Pillar 4 - Safety, Wellness & Community Engagement - All Plano ISD facilities will provide a safe and welcoming environment for students, staff and families to experience a sense of belonging.

Strategic Plan - 4.1 Implement safety measures and protocols at all facilities and events.

Strategic Plan - 4.2 Implement interventions and systems of support to ensure a safe, orderly and respectful learning environment.





Strategic Plan - 4.3 Create a culture of belonging for all members of the Plano ISD community.

Strategic Plan - 4.4 Engage the community through timely, consistent and innovative communication.

DIP - 4.5 To support student academic achievement, the district and all campuses will incorporate effective strategies to improve student attendance and behavior.

Performance Objective 2: The district and campuses will incorporate behavior management strategies to reduce the number of discipline placements and maintain a disproportionality risk ratio of 2.0 or lower in each student group.

Evaluation Data Sources: Review 360

Strategy 1 Details	Reviews		
Strategy 1: Monitor Review 360 for student data. Problem Statements: Demographics 1	Formative		Summative
	Nov	Feb	June
Strategy 2 Details	Reviews		
Strategy 2: PBIS system of rewards to increase student behavior Problem Statements: Demographics 1	Formative		Summative
	Nov	Feb	June
<div>  No Progress  Accomplished  Continue/Modify  Discontinue </div>			

Performance Objective 2 Problem Statements:

Demographics
Problem Statement 1: Teachers may be unaware of the diverse needs of their students. Root Cause: Many students move in and out and data tracking can become difficult to maintain because of high mobility.

Goal 4: Pillar 4 - Safety, Wellness & Community Engagement - All Plano ISD facilities will provide a safe and welcoming environment for students, staff and families to experience a sense of belonging.

Strategic Plan - 4.1 Implement safety measures and protocols at all facilities and events.

Strategic Plan - 4.2 Implement interventions and systems of support to ensure a safe, orderly and respectful learning environment.





Strategic Plan - 4.3 Create a culture of belonging for all members of the Plano ISD community.

Strategic Plan - 4.4 Engage the community through timely, consistent and innovative communication.

DIP - 4.5 To support student academic achievement, the district and all campuses will incorporate effective strategies to improve student attendance and behavior.

Performance Objective 3: The district and campuses will reduce the number of drug incidents (PEIMS Codes 04 & 36) and alcohol (PEIMS Code 05) incidents by 10% based on 2022-23 baseline.

Evaluation Data Sources: Review 360

Strategy 1 Details	Reviews		
Strategy 1: Track data through 360 Strategy's Expected Result/Impact: no incidents on campus for drug or alcohol. Staff Responsible for Monitoring: Counselor, Assistant Principal Problem Statements: Demographics 1	Formative		Summative
	Nov	Feb	June
<div>  No Progress  Accomplished  Continue/Modify  Discontinue </div>			

Performance Objective 3 Problem Statements:

Demographics
Problem Statement 1: Teachers may be unaware of the diverse needs of their students. Root Cause: Many students move in and out and data tracking can become difficult to maintain because of high mobility.

Goal 4: Pillar 4 - Safety, Wellness & Community Engagement - All Plano ISD facilities will provide a safe and welcoming environment for students, staff and families to experience a sense of belonging.

Strategic Plan - 4.1 Implement safety measures and protocols at all facilities and events.

Strategic Plan - 4.2 Implement interventions and systems of support to ensure a safe, orderly and respectful learning environment.





Strategic Plan - 4.3 Create a culture of belonging for all members of the Plano ISD community.

Strategic Plan - 4.4 Engage the community through timely, consistent and innovative communication.

DIP - 4.5 To support student academic achievement, the district and all campuses will incorporate effective strategies to improve student attendance and behavior.

Performance Objective 4: The district will reduce the number of bullying (PEIMS Code 61) incidents by 10% based on the 2022-23 baseline. Each campus will reduce the number of incidents by 10% or at least 1 incident based on their 22-23 baseline.

Strategy 1 Details		Reviews		
Strategy 1: Counselor will provide specific lessons to all grades regarding bullying and ways to problem solve situations to result in a positive outcome for all students involved. Strategy's Expected Result/Impact: Decrease in buying incidents. Staff Responsible for Monitoring: Counselor, Principals, Special Education TL Problem Statements: Demographics 1		Formative		Summative
		Nov	Feb	June

 0% No Progress
 100% Accomplished
 Continue/Modify
 Discontinue

Performance Objective 4 Problem Statements:

Demographics
Problem Statement 1: Teachers may be unaware of the diverse needs of their students. Root Cause: Many students move in and out and data tracking can become difficult to maintain because of high mobility.

Goal 4: Pillar 4 - Safety, Wellness & Community Engagement - All Plano ISD facilities will provide a safe and welcoming environment for students, staff and families to experience a sense of belonging.

Strategic Plan - 4.1 Implement safety measures and protocols at all facilities and events.

Strategic Plan - 4.2 Implement interventions and systems of support to ensure a safe, orderly and respectful learning environment.

Strategic Plan - 4.3 Create a culture of belonging for all members of the Plano ISD community.

Strategic Plan - 4.4 Engage the community through timely, consistent and innovative communication.

DIP - 4.5 To support student academic achievement, the district and all campuses will incorporate effective strategies to improve student attendance and behavior.

Performance Objective 5: All incidents requiring a threat assessment will be completed per District policy.

Evaluation Data Sources: Processes will be consistently followed and documented by Threat Assessment Team.

Strategy 1 Details	Reviews		
	Formative		Summative
	Nov	Feb	June
Strategy 1: Incidents requiring a threat assessment will be completed timely by the team and recorded in Review 360. Strategy's Expected Result/Impact: Threat Team will consistently implement threat assessments. Staff Responsible for Monitoring: Counselor, Assistant Principal Problem Statements: Demographics 1			
<div><div><div></div><div>0%</div></div>No Progress</div> <div><div><div></div><div>100%</div></div>Accomplished</div> <div><div><div></div></div>Continue/Modify</div> <div><div><div></div></div>Discontinue</div>			

Performance Objective 5 Problem Statements:

Demographics
Problem Statement 1: Teachers may be unaware of the diverse needs of their students. Root Cause: Many students move in and out and data tracking can become difficult to maintain because of high mobility.

Goal 5: Pillar 5 - Partnerships & Strategic Resource Management - Plano ISD will maximize resources and community partnerships to achieve district goals that meet the needs of students and staff.

Strategic Plan - 5.1 Increase community partnerships to elevate student learning outcomes and experiences.





Strategic Plan - 5.2 Implement budget processes through the Strategic Allocation Model to ensure resource alignment to student needs and desired outcomes.

Strategic Plan - 5.3 Develop and implement plans to efficiently use district facilities that will provide expanded opportunities for students.

DIP - 5.4 Federal and State Mandates

Performance Objective 1: Continue to develop community outreach partnerships.

Evaluation Data Sources: Increase in participation in our student mentor group.

Strategy 1 Details		Reviews		
Strategy 1: Identify best contact person at the Church to act as liaison with school. Strategy's Expected Result/Impact: Increase of percentage of members participating in school events Staff Responsible for Monitoring: Counselor, Assistant Principal Problem Statements: Demographics 1		Formative		Summative
		Nov	Feb	June
		 No Progress  Accomplished  Continue/Modify  Discontinue		

Performance Objective 1 Problem Statements:

Demographics
Problem Statement 1: Teachers may be unaware of the diverse needs of their students. Root Cause: Many students move in and out and data tracking can become difficult to maintain because of high mobility.

Campus Funding Summary

282 ESSER III					
Goal	Objective	Strategy	Resources Needed	Account Code	Amount
1	1	4			\$0.00
1	2	3			\$0.00
Sub-Total					\$0.00
Budgeted Fund Source Amount					\$1.00
+/- Difference					\$1.00
Grand Total Budgeted					\$1.00
Grand Total Spent					\$0.00
+/- Difference					\$1.00