

Build student confidence to get better MAP results: strategies for pushing students to understanding

Aaron Daffern

Texas MAP Users' Conference

February 9, 2017

Goals for This session

- Provide you with two engaging strategies that can be used in your classroom
- Educate you on why those strategies build student confidence
- Make this the best session of the day
- Entertain you!

About Me

- Teacher for 11 years
- Assistant principal/acting principal for 1 year
- Principal for 2 years
- District coordinator for instruction and assessment for 3 years
- Education consultant



What problems have you encountered with inaccurate MAP data?



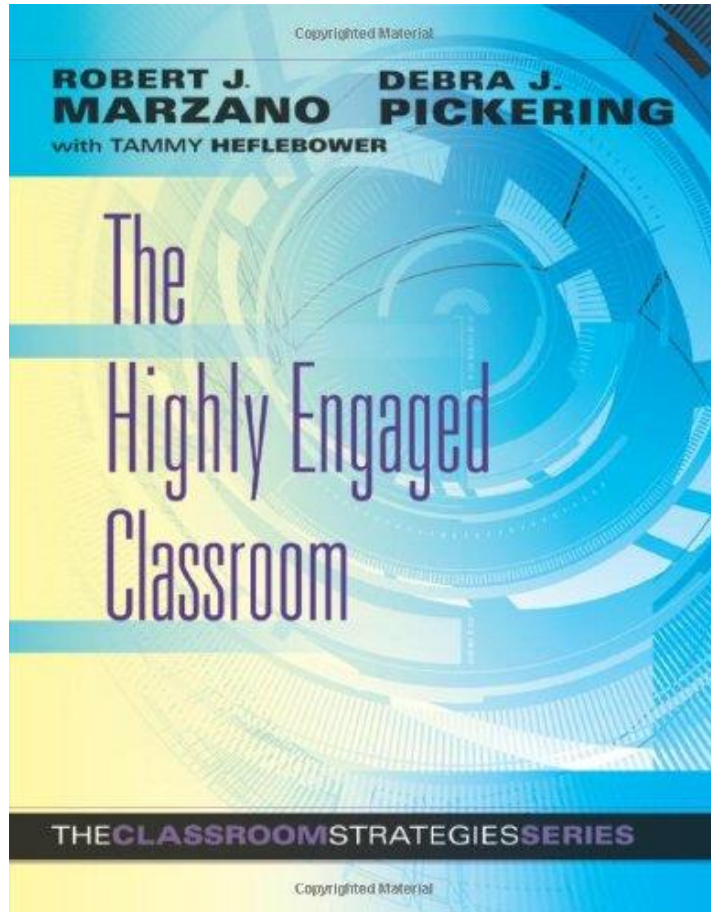
- Brainstorm with a neighbor.
- Decide on one idea to share with the group.

How do we ensure that the MAP results reflect student ability?



- Brainstorm with a neighbor.
- Decide on one idea to share with the group.

The Highly Engaged Classroom



- Promote positive feelings (How do I feel?)
- Promote attention and interest (Am I interested?)
- Promote connectedness and relevancy (Is this important?)
- Promote self-efficacy (Can I do this?)

The Hot Seat

- Promote self-efficacy
- Can I do this?
- Prepares students to respond under pressure
- Builds teamwork in the classroom
- Creates dynamic tension in a safe environment

The Hot Seat

- Promote self-efficacy
- Can I do this?
- One student chosen to sit in hot seat at front of room
- A question is asked and only that student may answer
- Student can answer or ask a classmate to whisper the answer in his ear
- Process continues until the correct answer is given
- When correct answer is given, student chooses next student to sit in the hot seat

Target in the middle



- Promote self-efficacy
- Can I do this?
- Human graphing
- Facilitates interaction among students
- Great way to collect informal data
- Assesses perceived mastery

Target in the middle

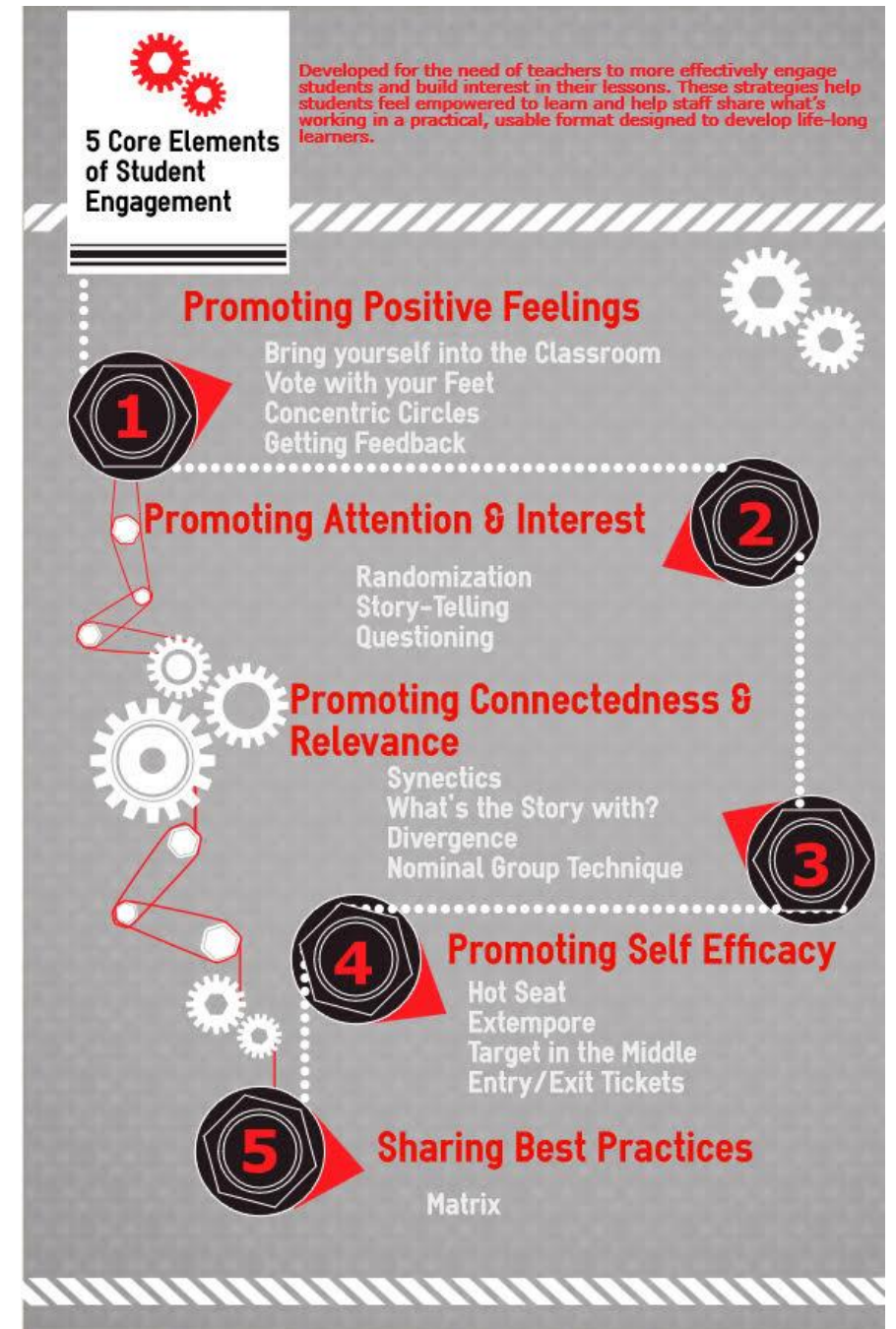
- Promote self-efficacy
- Can I do this?
- Students form a circle
- Teacher announces concept, vocabulary word, or process
- Students move inward toward the middle based on their confidence regarding the topic
- Students share one thing they know (outside -> in or inside -> out)
- Finish with a writing prompt

There's more!

- Online store at aarondaffern.com



- I offer full-day trainings for schools and districts that explore more than 15 strategies



Connect with me

- Twitter - [@AaronDaffern](https://twitter.com/AaronDaffern)
- Email – aarondaffern@gmail.com
- LinkedIn - www.linkedin.com/in/aarondaffern
- Website – aarondaffern.com
- Phone – 817.681.8854

Please take a 3 question survey about today's session.

- Tinyurl.com/TXMAP17